


PIPE LOVERS

THE MAGAZINE FOR MEN



WHO ENJOY A PIPE

25c

This Issue

**How Pipes Are Made
Burley Tobacco**

Are You Interested In Pipes?

Do You Enjoy a Good Tobacco?

Would you like to know more about the history and legend behind the art of smoking?

Are you interested in the experiences of other pipe smokers? Do you want to learn more about pipes and tobaccos?

Would you like to keep posted on the latest developments in pipedom?

IF YOU'RE A REAL PIPE SMOKER, YOUR ANSWER IS "YES"

You'll find all this information each month in the pages of your new magazine called



**Subscribe Today
Don't Miss a Single Issue**


1 Year — \$2.50

2 Years — \$4.50

Pipe Lovers Magazine

623 Guaranty Bldg.

Hollywood 28, California



YOU'LL ENJOY YOUR FAVORITE PIPE
EVEN MORE WITH

KENTUCKY CLUB

*Choice selected White Burley, expertly blended
Mild and fragrant, yet fully satisfying
Smokes freely and evenly—keeps your pipe clean and sweet*

Listen to
**FISHING and HUNTING
CLUB OF THE AIR**

- ★ ABC Network
- ★ Wednesday Evenings
- ★ 8:30 to 9:00 E.S.T.

*A Radio Show
You'll like . . . and
Another Plus for
Pipe Lovers!*

A YEAR'S
SUBSCRIPTION TO

PIPE LOVERS

Makes an

IDEAL GIFT

for

ANY MAN WHO
ENJOYS A PIPE



Birthdays —

Anniversaries —

Special Events



The cost is low but the valuable
information and interesting read-
ing is high

Only \$2.50 Per Year

PIPE LOVERS

THE MAGAZINE FOR MEN WHO ENJOY A PIPE

623 Guaranty Bldg.

Hollywood 28, Calif.

PIPE LOVERS

THE MAGAZINE FOR MEN

WHO ENJOY A PIPE

Vol. 1 — No. 2

February, 1946

GENERAL ARTICLES

- How Pipes are Made** - - - - - **Claire Howell** 46
Many operations necessary in modern pipe making
- Burley Tobacco** - - - - - **E. L. Gartner** 48
It blends well or can be smoked straight.
- Selecting a Pipe** - - - - - **Hal Heintzelman** 50
There are many kinds and styles from which to choose.
- A Professor's Dream** - - - - - **J. Harte** 52
An entirely new pipe design was the result.
- My Primary Weapon** - - - - - **Richard L. Gordon** 48
Reporter finds his pipe as necessary as his pencil.
- Pipe Clubs** - - - - - 62
Old custom is being revived in many localities
- I Owe My Life** - - - - - **Everett Charlton** 64
His briar pipe is the result of his being alive today
- Tobacco and Religion** - - - - - 70
Indian idol worship considered start of smoking
- Pipe Serves as Clue** - - - - - 68
Motion picture plot centers around broken pipe

DEPARTMENTS

- Blowing Smoke Rings with the Editor** - - - - - 41
- Collector's Page** — Pipes from Many Lands - - - - - Beatrice Reidell 34
- Pipecraft** - - - - - 64
- Pipelines** - - - - - 42
- Questions and Answers** - - - - - Ken Brown 61
- What's New** - - - - - 34

Cover—One of America's better known pipe lovers is Edward G. Robinson, veteran motion picture actor who will soon be seen in his new International Picture, "The Stranger"

Editor and Publisher - **George W. Cushman**

Associate Editors - **Ken Brown**
Hal H. Heintzelman
James Morrison

Art Editor - - - - - **BOB BARNES**

New York Representative
Stanley R. Kermis
285 Madison Ave.
New York 17, N. Y.
MUrray Hill 3-4377

Published monthly by Pipe Lovers Magazine. Editorial and business offices located at 623 Guaranty Building, Hollywood 28, California. George W. Cushman, owner and publisher. Office of publication, 208 Press-Telegram Building, 804 Pine Avenue Long Beach 2, California. Application for entry as second-class matter is pending.

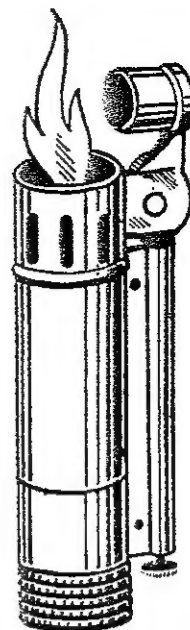
Entire contents copyright 1946. No material may be reprinted either in whole or in part without special permission.

Subscription rates: To addresses in U.S.A. and possessions, \$2.50 per year; Canada, \$3.50; Foreign, \$4.50. Single copy, 25c. All subscriptions are payable in advance and should be sent to Pipe Lovers Magazine, 623 Guaranty Building, Hollywood 28, California. Report change of mailing address promptly. Allow 30 days for change to take effect.

Manuscripts and photographs submitted for editorial consideration must be accompanied by return postage. Publisher cannot assume responsibility for unsolicited manuscripts.

News Stands supplied through Western Publishers News, Los Angeles California

The DANDY is One of the Most PRACTICAL LIGHTERS Ever Made



WHY?

THE SECRET IS IN THE PATENTED

3-Part Tank

(USA Patent No. 2,219,530

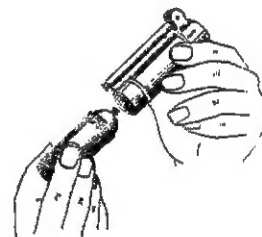
\$1.25

There's no unscrewing to fill this lighter . . . no eye-droppers, no spouts. Just pull out the tank and fill directly from the bottle.



New wick is easily inserted . . . it's simpler than threading a needle. No fluid can moisten the spark-wheel . . . this lighter can be used directly after filling.

And here's what will make the DANDY the answer to the pipe-smoker's dream . . . the tank is easily removable AFTER it's been lit, and with the greatest of ease, can be inserted deep into the pipe-bowl to light even a half-filled pipe.



Add to that its large fluid capacity, its smart appearance, the fact that it opens and lights in one quick action, and you have a lighter that is hard to beat. DON'T BE MISLED BY ITS SIMILARITY TO ANY CHEAPER LIGHTER. The DANDY is entirely different.



Contact Us
By Mail Only Until
Our New Building
Is Completed
About Feb. 1.

The House of Drake
543 AVENUE OF AMERICAS
NEW YORK 11, N. Y.

Write Today
for Free
Catalog

February,

e Howell

Gartner

ntzelman

J. Harte

Gordon

Charlton

Reidell

en Brown

veteran no:
'The Strong

Represent:
by R. Kerm
Madison Av
York 17, N.
ay Hill 3-43

at 623 Gaus
Office of pub
Application

Without q-

50: Foreign,
to Pipe Lov
mailing add

mi 1 by not

PIPE LOVER

*The
Nation's
Hit
Parade
of
Pipes*



We feature the most popular imported briar pipes in the styles you want—

Custombilt

5.00 - 7.50 - 8.50 - 10.00 - 12.50
15.00
Sets Two Pipes (cased) 20.00

Jobey

5.00 - 6.00 - 7.50 - 15.00

Emperor

3.50 - 5.00 - 7.50

L. H. S. Sterncrest

3.50 - 5.00 - 7.50 - 10.00

Kaywoodie

5.00 - 7.50 - 10.00 - 12.50 - 15.00
and other imported and domestic briar pipes. Prices start at \$1.

For that cool, refreshing, relaxing smoke try

HARRY PARKER'S OWN MIXTURE
(Regular or aromatic)

Send 25c for a pocket package

Write for Free Copy of Our
"Guide to Good Smoking"

We Carry a Complete Line of
Smokers' Articles
Pouches - Racks - Humidors

Mail Orders Promptly Filled

HARRY PARKER LTD
Tobacconist

1311 Fulton St. FRESNO 1, CALIF.

Exclusive Agency
Peterson's Tobacco Mixtures

Send us your Pipes for repairing
and renewing.

PIPE REPAIR SHOP

402 N. Broadway FRESNO, CALIF.

Exclusively a Shop for the Smoker.

PIPE LINES...

DEAR SIR:

Your first issue has just been received and I want to say that it far exceeds my greatest expectations. I have read it from cover to cover and like the variety, the completeness, and most of all the informality.

It will be a pleasure to recommend it to my friends, many of whom have longed for just such a magazine as you have succeeded in putting out. Please rush the next issue.

KARL KLEMEYER,
Chicago, Ill.

DEAR SIR:

I feel I owe you a letter of thanks—thanks for getting out something that we pipe smokers have wanted for a long time. I feel I have my whole year's subscription repaid in the first issue.

Your one article on Meerschaum Pipes alone was worth the price of many copies. I have a meerschaum pipe so was very interested in learning about meerschaum—the first time I ever really knew what it was.

A few more good articles like that and I'll feel I owe you more money.

RAYMOND C. HARRIS,
Omaha, Nebr.

DEAR SIR:

For once the mystery of meerschaum is lifted.

JACK HIGHTOWER,
Trenton, N. J.

DEAR SIR:

Let's have more articles like the one about meerschaum pipes in the January issue.

ROBERT ESCHER,
Jackson, Mich.

MEERSCHAUM must have made a hit.—ED.

DEAR SIR:

Oh, la la. What kind of a mixture is it that you smoke to give you pipe dreams like that one in the January number? I could go for a package of that in a big way.

J. C. DALTON,
Austin, Texas.

It's our own private formula.—ED.

DEAR SIR:

Thanks for starting something we pipe lovers really needed. I am especially interested in the collector's page for pipe collecting is my hobby. I have a collection of 137 from all over the world.

JACK K. SHENDOW,
Johnstown, Penn.

DEAR SIR:

The G. I. Pipe Smoker's Club (see page 62) invites pipe lovers everywhere to correspond with us. We are hoping that through the pages of your magazine we may find many who are interested in corresponding with pipe smokers in the service throughout the world. I will be glad to handle any correspondence.

JOSEPH F. CONIGLIO,
86 Avenue "S",
Brooklyn 23, New York

ORCHIDS to you on this fine idea.—ED.

DEAR SIR:

Your article on the various tobaccos very interesting to me as I have often wondered about them. I hope you will do this along with others on tobaccos and all readers about the different kinds and about them

JOHN PEARSON,
Manhattan, Kansas



DEAR SIR:

My fellow pipe club members and myself are very interested in your new magazine.

GENE LINES,
Pueblo, Colorado

DEAR SIR:

I look forward to PIPE LOVERS Magazine very much. I have been a pipe smoker for some time and consider pipe smoking an art rather than just a matter of puffing away

D. A. PUNZEL,
Ft. Atkinson, Wisconsin

So do we.—ED.

DEAR SIR:

Picked up a copy of your magazine on the newsstand and noted it was Vol. 1, No. 1. I am enclosing my subscription for a year as I don't want to miss a single issue. I have often wondered why there was no magazine on the subject of pipes.

GEORGE WINTER,
Boston, Mass.

So have we.—ED.

DEAR SIR:
The story about Lt. Granecki in the January number was tops. Can you give me his address as I would like to write to him.
WALTER ADAMSON,
Brooklyn, N. Y.

HE MAY be reached at 3124 Brigham St. Toledo, Ohio—Ed.

DEAR SIR:
I think you have really hit the nail on the head with your PIPE LOVERS Magazine. It is what I have long been wanting, and you really fill the bill on every count. More power to you.
JACK BAKER,
Waterloo, Iowa

DEAR SIR:
I would suggest you add a definition department to your magazine or else a dictionary page or something where we pipe smokers can learn the meanings of some of the terms used in connection with pipes and tobacco such as "meertone," "perique," "squat bulldog," "blue cured," etc., to name a few. The old-timers take these terms for granted, but we newer pipe smokers are left in the dark with no place to be enlightened.
BURTON LAWLER,
Tucson, Ariz.

A MIGHTY good suggestion. We'll try to enlighten you in an early issue.—Ed.

DEAR SIR:
Thought you would be interested in my wife's comments when I showed her the first issue. At first she laughed, but after looking it over and reading more than half of it she said, "Well, I never had any idea there was this much to pipe smoking."

And now, believe it or not, my pipes are given more consideration around the house.

C. E. WYMORE,
Pomona, California

A SUGGESTION to others whose wives have little respect for a pipe—Ed.

DEAR SIR:
As a collector I was very interested in Mr. Brown's collection of pipes as described in the January number. I somehow always had the idea that a collection didn't amount to much unless the pipes were very fancy and expensive. Mr. Brown's pipes have interested me very much in pipe collecting from an entirely different angle. Can you furnish me with his address?

W. K. JOHNSTON,
Yellow Springs, Ohio.

BROWN associate editor of PIPE LOVERS, may be addressed in care of this magazine—Ed.

DEAR SIR:
Can't you make your PIPE LOVERS Magazine for just us pipe smokers alone? The wife reads about the soldier who escaped and the kids monopolize it to read the jokes and look at the cartoons. When they're through, then I get a chance to see what's left of it. I hope you will give this serious problem your careful attention.

A READER.

You might take out three subscriptions.—Ed.

BLOWING

SMOKE RINGS

With
the editor



ONE OF the most uncommon things we know of is a second hand pipe. In this instance we are referring to pipes intended purely for smoking purposes and excluding collectors' items which often change hands for a price, due to their historical importance, their beautiful workmanship or unusual history.

What we have in mind, specifically, is a second hand pipe which one would purchase solely with the idea of smoking it.

There are lots of reasons why there's no second hand market for pipes, and in those reasons lies the solution to that age old question of the non-smoker as to why any man who smokes a pipe comes to enjoy it so much and have such a personal attachment to it.

Pipes are a personal thing. Probably that's the main reason why a pipe is seldom seen in a second hand store window. In some ways a pipe is like a fine dog; he is acquired when he's a puppy, and "broken in" according to his owner's own ideas. The dog, like a pipe, becomes a part of the master, and to part with either is the same as parting with a piece of one's person.

SOMETIMES the dog doesn't measure up to the owner's wishes or requirements, and he may trade the dog or sell him to another, but a pipe, even if it should prove unsatisfactory for any reason, is seldom offered for sale or trade. Even a few puffs on a pipe somehow endear it to its owner, and rather than let it fall into alien hands, the owner prefers to put it in a cupboard or store it away among others of an earlier day.

This is especially true of a fine pipe which has given its owner hours of pleasant enjoyment throughout the years. A favorite meerschaum or briar is the last thing a fellow would part

with—for any reason. And rather than see a favorite companion fall into the hands of a stranger, he would sooner break it himself and discard the pieces.

Such personal attachment is not understood by the non-smoker and he cannot understand why tears will come to a man's eyes when a favorite pipe is accidentally broken.

But we who know pipes and love pipes can readily see why they come to mean so much to us—why we would prefer their complete destruction rather than to have them become the property of some less grateful owner. It is somewhat comparable to the race horse owner who owns a fine steed, and after the best racing years are over, the horse is allowed to spend the remainder of its years in pasture rather than be sold to some unsympathetic owner who might treat her harshly.

LOOKING at it from the other side for a moment, rare indeed is the pipe smoker who would consider buying a second hand pipe for smoking purposes. Who knows what care the pipe may have had? And who could enjoy a pipe which had belonged to someone else? Only the original owner can realize the full and complete pleasure a pipe can give.

Yes, a fellow will part with many of his earthly possessions, but a pipe, because of its many happy associations, memories of pleasant hours, and thoughts of bygone days, becomes much too personal to be discarded lightly. When favors turn to newer styles or better quality, an old pipe finds its way into a treasure chest or similar fitting abode, there to become one of many pieces of bygone memory, for no true pipe smoker can ever bear to see these treasured bits of briar become the property of a stranger.



PI

M

is

I

a n
my
pen
help
and
scar
mar

F
to
ha
M
sa
at
pr
of
w
lo

tion
&
I v
aid
wh

—
(
you
dre
ing
her
of
nec
FE

Pipe

F

My Primary Weapon

is a Briar Pipe

Newspaper Reporter Finds His Trusty Briar Has Been As Necessary as His Pencil When It Comes to Getting Difficult Interviews and Cracking Tough Assignments

By RICHARD L. GORDON

IF YOU'RE a timid soul, a good briar can do wonders toward boosting your self-confidence. As for me, I'm a newspaper reporter, and in my work my pipe is every bit as essential as my pencil. It helps me get the story and it helps me write it. It is at once my armor and my spear, transforming me from a scared little guy into a self-confident man.

For instance, there was the time I had to interview an industrial big shot who had just closed a \$2,000,000 deal. Middle-aged, husky, and handsome, he sat in his swanky hotel suite and glared at me because he didn't approve of reporters. Furthermore, he didn't approve of the way I had barged into his room without first phoning him from the hotel lobby.

I have nothing to say for publication," he declared flatly.

So the stage was set for a battle, and I was going to win that battle with the aid of a briar pipe. Because of the pipe, which I had clenched tightly in my teeth

when I knocked on his door, the industrial tycoon—let's call him Mr. Jones—was not going to find out that I had a king-size inferiority complex.

A half hour later I left Mr. Jones with a page one story, and we parted on the friendliest of terms. In this particular instance I was very lucky, because Mr. Jones had turned out to be a fellow pipe smoker.

However, my briar has helped me on many a story where I have not been dealing with pipe smokers. Sometimes I don't even light up; I merely wave my pipe a bit to emphasize my questions, and often it seems to work as well as a magic wand. Perhaps this is due partly to the feeling of pity (sometimes tinged with contempt) which I have for the non-pipe smoker. At any rate, I fancy that I have a definite advantage over the other fellow.

I suppose a psychiatrist could give a complicated explanation of the manner in which I derive self-confidence from my pipe. Possibly it stems from the old "be a man—smoke a pipe" psychology. At any rate, I certainly do feel like a man—and one with plenty of confidence—when I'm smoking my pipe.

ONCE I had to cover a strike at a small industrial plant. At noon the employees—several hundred of them—had simply walked out the gate and had failed to return. Most of them had has-

tened to a couple of taverns across the street, and by the time I got there they were in a somewhat belligerent mood. In fact some of them had overturned an automobile which had tried to forge through the crowded street and about a dozen had been arrested.

I knew that the feeling of resentment toward the police could be transferred easily to any outsider—including me. I walked through the crowd, trying unsuccessfully to find an official of the local union. Finally I decided to go into the plant and see what the management had to say.

Nobody had passed through the gate since noon and, although there was no real picket line, it was pretty plain to see that anyone who tried to enter the plant would be asking for trouble. So I fired up my pipe and, with a plume of smoke trailing after me, walked across the broad street. The closer I got to the gate, the more I expected at any instant to feel a brick bouncing off my head. But none came, and I got in.


The plant manager gave me management's side of the controversy, and then it was time to leave the factory. I walked out of the gate and straight toward the strikers, whose expressions showed plainly that they were in no mood for pleasantries. The first thing I knew, I was surrounded by five or six men, all of them vehemently accusing me of being

(Continued on Page 66)

Pipe Dream for February

Our pipe dream for February is pretty, young Lynn Merrick, who does a bit of dreaming herself these days. She's dreaming of stardom on the silver screen, and her latest Columbia picture "The Voice of the Whistler" brings her one step nearer her ambition.

FEBRUARY, 1946



First shaping operation in making a pipe is boring the inside and at the same time cutting the outside of the bowl. Utmost skill is required to insure the correct depth as well as to maintain the proper thickness of wall for weight of the pipe.

HOW PIPES ARE MADE

The Best in Modern Machinery Operated
By Skilled and Experienced Craftsmen Is
Needed to Make the Briar Pipe of Today

(Photographs courtesy of Marxman Pipes, New York)

By **CLAIRE HOWELL**

THE BRIAR pipes which afford us so much smoking enjoyment are often filled and lighted with little if any thought being given to the great amount of care and workmanship which is required before those little

blocks of briar root can be made into a really fine pipe.

Did you ever stop to realize that the pipe you cherish so highly is many years old? In fact, you might not believe it if we said some of the more expensive ones were growing along the shores of the Mediterranean Sea at the time when the Pilgrims landed in this country, and when Sir Walter Raleigh was making history

But it's true, for the fine briar—the kind that goes into the best pipes today—is very old. The pipe maker prefers large burls from which to fashion his wares, for the larger burls permit the artisan to bring out that hidden beauty that has been slowly developing with the years.

A burl isn't just dug up and the sent to the factory. A long drying and seasoning period is required first in order


PIPE LOVER

that the briar root may become moisture free and thus less subject to cracking and warping. In order to remove every last bit of moisture and sap, the roots are boiled for several hours.

The drying period lasts sometimes as high as two years, depending upon the blocks their nature and condition. During this time the blocks are stored in scientifically aired warehouses, neither too warm nor too cold. Throughout the period the blocks are turned frequently which assures proper, even drying and seasoning.

When the blocks are sufficiently cured and ready for the many operations which will transform them into smoking pipes, they are first graded by an expert who sorts out the various qualities and kinds of briar and decides into what classification they are to be placed. In the better pipe manufacturing houses any briar which is defective or shows signs of impurities is discarded or sold to some mass production company which turns these blocks into cheap, imperfect pipes eventually sold for a few cents. No real pipe smoker cares to own such pipes, and no reputable pipe house will allow its brand name to be stamped on an inferior piece of briar.

After the grading is completed, the blocks are then sent to the various departments where the first operations begin. The best blocks are usually carefully made by hand by a skilled pipe maker who studies the grain of each individual block and turns out a work of art from the selected piece. Of course, such pipes bring a high price from con-



A model of each shape is first made and the fraizing machine above turns out pipes according to the model. A skilled craftsman with a sharp eye does an exacting job.

noisseurs and men who recognize a really fine piece of choice briar.

The other blocks are studied as to size and uniformity and then marked out according to the style they are to eventually become. The blocks are then carefully marked out and cut to shape roughly with a power saw or band saw preparatory to being turned on a lathe. The rough cut of one of these blocks may be seen in the upper left hand cor-

ner of the photograph on page 46, and shows the first shaping which is given.

THE FIRST actual shaping operation is that of boring the bowl, which is pictured in the same photograph. The block is held firmly in the vice and is pushed slowly against the revolving bit which does two operations at once; it bores the inside of the bowl as well as turns the outside into the desired shape.


The boring of a pipe bowl is an operation demanding the utmost skill. The bowl must be centered and bored to the precise, correct depth. In all good grade pipes it is bored to be in scientifically correct proportion to the thickness of the wall and the weight of the pipe.

Of course the cutting bits vary according to the style desired and the size of the finished pipe. Various manufacturers use different methods and equipment but in the main the operations are quite similar. The photographs used to illustrate this article were made in the Marxman Pipe Company in New York and show the methods employed in this firm to make their high quality pipes.

Practically all pipe manufacturers follow a generally accepted set of styles in which their pipes are made. The most popular of these are well known by the names of billiard, Dublin, pear, apple, pot, bulldog, moose and others. There are, of course, many variations of each of these, and the shape and style of the

(Continued on Page 69)

Sharp knives cut the tenon on the stem, a precision operation which must be within a fraction of an inch, for the tenon must fit snugly into the mortise in the shank.



BURLEY TOBACCO

Grown Primarily in Kentucky, it can be Smoked in the Pipe Straight, or Blended With Others to Suit the Individual Taste

By E. L. GARTNER

THE TOBACCO in a modern pipe is made up of a combination of several different kinds of tobaccos, all of which go to make up a good, all around smoke. These tobaccos are grown in various places throughout the world, and when harvested they are given different drying and curing methods, each operation being designed to have one certain effect on the finished tobacco.

In the early days a dried leaf was crumpled into shreds and placed in the pipe. This practice might be said to exist today, insofar as the smoking of straight tobacco is concerned. Most tobacco shops sell straight tobacco, that is, one which is not mixed or blended in any way with another, and many smokers prefer this type of smoke.

Probably the best "straight" smoke is that given by one of the burley tobaccos. These are clean, cool smoking tobaccos and are generally known as Kentucky burley and white burley. Kentucky burley is a golden yellow and is slightly stronger than its white cousin. White burley is much lighter, being almost white, hence its name. Men who prefer a pure smoke of unmixed tobaccos prefer one of the burleys to any other type of tobacco, and it is safe to say that the burley tobaccos are smoked in more pipes than any other.

Since taste is a matter of opinion, there are many smokers who prefer their

tobacco with a bit more taste, aroma, flavor, and bouquet than the burley alone is capable of giving.

For that reason any of a score or more additional tobaccos are added to the burley to give the taste appeal the individual smoker seeks.

Burley, then, for want of a better name, may be called the base of a tobacco mixture, much like flour in a cake or loaf of bread would be called the base. To this, in varying qualities, is added the flavoring.

Of course burley isn't the only tobacco used as a base in a pipe mixture. There are others such as the Virginia which is often used as a base in English type mixtures. And it should also be pointed out that more than one base can be used in a mixture, since by using various tobaccos in varying degrees, a different smoking quality will result. Half burley and half Virginia, for instance, would give an entirely different smoke than either burley or Virginia alone.

The flavoring tobaccos are each characteristic in themselves. The method by which they are dried, cured and cut has much to do with the resultant importance in the final blend. The flavoring and aromatic tobaccos will be discussed fully in later articles in this series.

The experienced smoker soon gets to know the various tastes of tobaccos used as a base. This is a great help in assisting him to make his purchase of a new to-

bacco, when, for instance, his own favorite blend is not procurable, or if he be of an experimenting nature.

To the uninitiated, it might be wise to smoke some white burley and some Kentucky burley straight for a while to see exactly what the flavor and aroma of these two tobaccos is like. There is no other way to know and understand the differences between tobaccos than to actually try them out in the pipe. Smoking is much like riding a bicycle—you can't learn by reading a book. All the words we could write here would still be insufficient to give you the true "feel" of the various tobaccos as they are smoked.

WHITE BURLEY is very mild, and it lacks flavor and aroma. Its neutral taste lends it well to mixing, for most any of the flavoring tobaccos can be added to it with good results.

Kentucky burley, although not quite as mild or as smooth as the white variety, is still mild enough for the most discriminating smoker. Being a bit stronger, it is a favorite among smokers who like added zest to their smoke.

Burley tobacco can be grown anywhere, and is. But the weather and other climatic conditions have a tremendous influence upon the finished leaf. The tobacco grown in Canada, for instance, is so different from that grown in Cuba that even though the same seed might

PIPE LOVER

have been used, the resultant plant is entirely different.

It resolves, therefore, into location as to where the best tobacco is grown. And to get the full story of today's tobacco, it is almost necessary to go back into history, at least to the colonial days when the early settlers in New England and the middle Atlantic states planted their own tobacco for smoking enjoyment.

Although tobacco was planted and grown in nearly all of the early colonies in this country, that which was grown in Maryland, Virginia and the Carolinas produced the best satisfaction in the pipe. Historians vary as to the reasons why these sections offered the best crop. Some claim the rich soil and atmospheric conditions were the deciding factor while others believe the people of those states were more fond of tobacco than in other localities and for that reason gave more careful attention to the growing of the plant and its proper harvesting. But whatever the cause it is known that the best tobacco was grown in and around this area during the early years of this country's development.

With the ultimate expansion in the first part of the 19th century and the steady migration westward, tobacco was grown in many parts of the land. Since tobacco needs rich soil to produce a good

quality of leaf, it prospered only where the soil was of the best.

Up until this time tobacco was tobacco. Very little attention had been paid to drying and curing processes, and properly cultivated tobacco gave a good leaf which was used for smoking. There was just one tobacco, and it was of the burley variety, somewhat darker than that known today, and not nearly as good in quality.

Continuous experimentation in all growing operations as well as the after harvesting processes have resulted in the burley tobaccos known today.

But that's getting ahead of the story.

AS THE settlers came west and planted their tobacco in Ohio, Indiana, and other parts of the fast developing central section of the country, all of their tobacco was similar to that grown in Maryland and Virginia, for it was from these plants that they obtained their seed. Their plants were, for the most part, quite similar.

Then, through the merest chance a new variety came into existence. The story of its early beginning was recorded in the Western Tobacco Journal during the year 1875, and the narrative in condensed form recently appeared in the booklet "Burley in the Bluegrass" and is

reprinted here through courtesy of the Brown and Williamson Tobacco Corporation of Louisville, Kentucky:

"When in the spring of 1864, George Webb of Brown County, Ohio, sowed a tobacco bed with seed secured from G. W. Barkley, in Bracken County, Kentucky, just across the Ohio, he expected to have an abundance of Little Burley plants. By the time the young plants were large enough to set in the field, many of them were so light in color that the farmer feared they were badly diseased. In disgust he destroyed the entire lot.

"An extreme scarcity of seed the following season caused Mr. Webb to sow the remainder of the same seed in a plant bed. Again a number of the light colored seedlings appeared and grew well. Many neighbors visited the plant bed to inspect and discuss the strange tobacco. Eventually it was decided to transplant the unusual tobacco for experimental purposes. In spite of their odd color, the plants proved remarkably thrifty. Something like 1,000 stalks of exceptional color and texture were harvested and carefully cured.

"By that time many growers were observing these freaks. Although the farmers did not particularly relish the flavor of the new variety, some seed was saved for further tests. By 1866, enough land was planted to the new burley to produce 20,000 pounds of the leaf. Two hogsheds of the crop sold for a very fancy price upon the market at Cincinnati. This tobacco was so mild and fragrant, and of such high quality, that at the St. Louis Fair of 1867 it was awarded first and second premiums for cutting leaf. It sold for \$58 per hundred."


Thus was born a new type of tobacco, a lighter, brighter leaf, with an entirely different taste and flavor. Its instant success caused many growers in southern Ohio and a few in Bracken County, where it originated, to sow the seed. At once the strange burley proved its superior qualities when grown upon rich lands underlaid with limestone.

One of the primary reasons why this new burley became so popular was because of the changing habits of the users of tobacco. In the early days when the country was young, most men chewed tobacco simply because an instant light was not quickly available as is the case today with matches and lighters. The

(Continued on Page 67)



"I'd like something in a mild tobacco—something that won't burn the tongue."



SELECTING A PIPE

There are Many Kinds and Styles From
Which to Choose, but Each Has Its Own
Particular Place Where it is Best Suited

By HAL HEINTZELMAN

ANY ATTEMPT to classify pipes should be accompanied with the presentation of the Congressional Medal of Honor, for there are so many pipes, so many different kinds, and so many different uses, that any listing or description as to types and classifications would be almost impossible.

This little discussion isn't an attempt to win any Congressional citation, but rather to describe for a moment some of the many types and kinds of pipes and point out, if possible, their more noted uses and the reasons for their existence.

First of all, we might classify them as to the substance of which they are made. This would be an endless task because pipes have been made of almost every substance known, from the sandstone used by the Indians centuries ago down to the corn cob, the gourd, and the briar root used today.

The sole purpose of a pipe is to hold the burning tobacco in such a way that the resultant smoke may be drawn through a tube or stem. Thus almost any substance can be used for the purpose.

But stone, earthenware, clay, and similar substances which have had their day of popularity have given way to later discoveries and inventions which have resulted in a cleaner, cooler, lighter, a more delightful smoke.

Today briar root is the favorite, and comes at the top of the list. Briar root was first discovered by a French pipe maker who, losing his meerschaum while on a visit to the island of Corsica (Napoleon's birthplace), ordered a peasant to make him another out of any material at hand. The peasant took the root of a tree heath, called "bruyere", and made a pipe bowl. The visiting Frenchman liked it so well that he took some of the wood home with him and made additional pipes from the same material. It met with instant acceptance and has spread throughout the world until briar now leads in popularity.

Although figures and statistics are lacking, it is a good bet that corn cob pipes are second in popularity. To Daniel Boone goes the credit or honor of having first hallowed out a Missouri cob, poked a straw through a hole in the side, and enjoyed the new smoke.

Corn cobs give a cool, light smoke, and although inexpensive and relatively short lived, they are a popular American pipe.

We must not forget hickory pipes which, like the corncob, are inexpensive and quite a favorite. They have been made for a long time, and many an old timer today will smoke nothing else.

Following hickory are a lot of woods which are used in the making of smoking pipes. For instance, there is cherry, dogwood, myrtle, ebony, and of course all the variants of true Algerian Briar.

LAST IN the category of growing substances used for pipes is the calabash, that large aristocrat of pipes made from gourds especially grown for this use. The gourds can be shaped during the growing period by driving pegs into the ground about the stem and body and forming them into any desired shape.

In mentioning the non growing substances, probably meerschaum, that delicate "sea foam" from Asia Minor, heads the list. Fine meerschaum pipes have been a favorite of smokers ever since Count Andrassy of Austria first ordered one made of the substance. Its popularity

PIPE LOVER

was instantaneous, especially among the upper classes that could afford this more expensive item. Meerschaum smokes nice and colors to a beautiful golden brown with the passage of time.

The earthenware and clay pipes have never been as popular in this country as in Europe. Formed and then baked, they do not give the cool sweet smoke obtained from the wood pipes. They are often obtained for their beauty and their use on special occasions, but are seldom smoked with any degree of regularity. They are delicate pipes, and cannot stand rough usage. They are one of the oldest of all the types employed.

Still different are the variations of the above mentioned types, and also the combinations which have been created to meet the fancy of the smoker and the connoisseur. For instance, there are the meerschaum lined briar pipes. In this pipe regular briar is used, but the bowl is lined with pure meerschaum. This permits the advantage of the heat absorbing quality of the meerschaum, but has the briar protection to prevent easy damage and breakage.

Calabash pipes have also been lined with meerschaum and are also lined with porcelain for added smoking pleasure. There are several substances similar to meerschaum which have been used in these pipes as well as briar pipes for the same purpose.

In speaking of combinations, we can

hardly pass on without mentioning the Kirsten, for although the bowl is regular imported briar, the main portion of the shank is aluminum. This combination gives the advantage of a briar bowl, and permits easy cleaning of the pipe as well as thorough cooling of the smoke.

SO FAR nothing has been mentioned concerning the shape of a pipe. All of the above could be reclassified according to their shapes and designs, and this alone would become an endless job. True, there are certain set styles of shapes, but each pipe manufacturer and designer has his own plans for his own makes, and these are limitless.

ard shapes is the billiard, the straight, slightly curved bowl which is always popular. From here the shapes vary into a dozen or more standard styles, the best known of which are the apple, which is slightly more barrel shaped than the billiard and has a curved rim at the top; the Dublin, which leans slightly outward and away from the stem and grows wider near the top; the pear, which is pear shaped; the pot, which is larger than the rest and quite straight; the square, which is just what its name implies; the oval, which is long and narrow; the hexagon, which has six sides; the bulldog, which is round but flanges out just above the center; and hosts of others.

And each of the above has its variations. To mention one, the squat bulldog is similar to the bulldog except that it is much flatter, with the appearance of having been squashed from above.

Also, each pipe manufacturer creates a new design and gives it a new name. Pipes that are custom built are seldom twice the same, and each could almost be classed as a shape of its own.

The finish of a pipe is also a classification, for there are dozens of ways in which pipes are finished. The majority are smooth, with a high polish. Others are rough with a nut-like surface. Some are waxed and left plain, others are varnished before they leave the factory.

The earthenware pipes often have a highly glazed finish, looking much like glass or porcelain, while the clay pipes are often quite rough and dull.


Meerschaum pipes may be smooth or they may be very finely carved by a true artist. The briars, too, are often carved into a variety of shapes and styles, from Indian or animal heads to grotesque shapes that defy descriptions.

More recently the trend has been to leave the block of briar quite rough, with individual grooves or etchings along the sides of the bowl. This permits each pipe to retain its own individuality, with no two ever being quite the same.

An entirely new classification could also be listed with stems alone, not only

(Continued on Page 66)

These four pipes, similar in that they are straight stemmed, all made of briar, and similar in construction, vary in size of thickness of the bowl, outside finish, and intended use. Each has its own particular place as described in accompanying article.



FEBRUARY, 1946

A PROFESSOR'S DREAM

Professor Kirsten Had His Own Ideas About Smoking Pipes. Today The Pipe Which Bears His Name Is Known to Every Pipe Smoker

By J. HARTE

(EDITOR'S NOTE: This is the second in a series of articles on the early growth and development of the leading pipe and tobacco manufacturers. Next month we will present the history and growth of the Pamplin Smoking Pipe Co., of Pamplin, Va., the oldest pipe making concern in the world.)

PROFESSOR KIRSTEN had a pipe dream! Yes, that's exactly what it was—literally and figuratively—a pipe dream. He had long smoked pipes—the usual kind—briar bowl and

shank, with the usual stem. They were satisfactory, he felt, but no man has yet built the ideal mouse trap or the perfect can opener. His pipes, he believed could stand improvement.

It was then that he began dreaming—yes, dreaming of pipes. He dreamed of the perfect pipe—one that would be easier to clean, and give off a cooler smoke as well.

Professor F. K. Kirsten was a member of the faculty at the University of Washington. He started planning in his own mind just what his new pipe would be like. First of all it would retain the briar bowl, for he liked the taste of tobacco when smoked in a briar cup. But the shank. How about a metal shank?

The idea sounded as though it might be feasible. So he set to work and built one according to his rough ideas. From the very first puff it was apparent that here was something different. He felt he was on the right track.

He tried one or two more pipes with metal stems, and then began telling his pipe smoking friends about his idea. At once they were interested. And some of them thought the new "radiator" pipe had commercial possibilities.

IF ANYONE had told George Gunn, Jr., in 1937, that a year later he would be interested in the manufacture of smoking pipes, especially one of revolutionary design, he would have laughed

now executive vice president of the firm at the idea. George Gunn, a Seattle industrialist, has long been interested in the great lumbering industry of his state. While in the motor truck business in the early 20's, Gunn was largely instrumental in instituting the truck logging now so extant in Pacific Northwest lumbering, and in the development of the truck-borne concrete mixer.

But pioneering in new business fields is in his blood, so it isn't so strange that he foresaw the possibilities of Professor Kirsten's new revolutionary smoking pipe idea and decided to undertake the



Left, George Gunn, Jr., President of the Kirsten Pipe Company since its inception eight year ago. Right is C. K. Wiggins

manufacture and sale of this new pipe. Thus it was that in 1938 the Kirsten pipe was born, and the Kirsten Company, named after the inventor, came into existence for the purpose of the manufacture and distribution of the new pipe.


To George Gunn Jr., the president of Kirsten goes much of the credit for having the vision to see the national and world wide sales possibilities in the pipe engineered to be different. He still retains considerable interest in the lumbering business along with a variety of other interests but the pipe manufacturing business is his particular pet. There's some sort of a challenge in the way this single idea has expanded not only nationally but internationally as well. Economists have cited the Kirsten company repeatedly as an illuminating example of free enterprise at work. "When the revolutionary idea of the Kirsten pipe was put to work long with will-do, capital, and selling sense, the result was the Kirsten Company, international in scope, and recognized everywhere," was one comment made along this line.

The Kirsten pipe was soon in demand everywhere. Men who were hesitant to try the aluminum stemmed invention soon found it much to their liking and sales zoomed. The company grew rapidly and expansion was continually necessary in order to meet the popular demand for the new pipe creation.

Then the Japs made a red letter day out of December 7, 1941. Six months before, the major part of Kirsten production had been shifted to the needs of war, and in the January following Pearl Harbor, 100% war production was put into effect. The integral plant setup, as carried over from pipe production, was geared to precision work on machine tools particularly adapted to close work on small sized units. Key craftsmen of Kirsten had the background of precision production on small parts requiring the ultimate in accuracy.

THE MAJOR part of the work at the Kirsten plant on a full war basis was in bronze, and parts and units were fabricated for a long list of war gear. The reciprocating oil pumps installed on Liberty ships, all of which were manufactured at Kirsten, serve as an interesting illustration of the way the particular Kirsten technique effectively went to war. A new type of centrifugal pump, used on electro-hydraulic steering gear, is another example of the Kirsten technique in war production of closely machined small units.

It was in the summer of 1944, fol-



Now under construction at Seattle is the new home of the Kirsten Pipe Company. The modern plant will be air conditioned and contain the best in pipe making equipment.

lowing V-E day, that Kirsten's war production shifted to a new status. This was the time when the company's particular facilities were not needed for urgent war work, and Kirsten became the first plant in the nation to receive a government release on the use of aluminum for a non-war product. The decisive factor in the War Labor Board decision to authorize limited production of the Kirsten pipe was the desirability of holding Kirsten's skilled labor force intact—so that it might be available for future war contracts.

Kirsten had just started on limited production of the pipe, although none had been shipped to stores, when the Army and the Navy came into the plant with orders for all of the Kirsten pipes which could be produced under war-limited facilities for months to come. (This was in October, 1944.) The Army and Navy asked Kirsten to take care of these orders first, thus sending all current production to ships' stores and post exchanges overseas. This meant there would be no Kirsten pipes for civilian consumption in this country—G. I. Joe had first call.

But with the final surrender of Japan, the whole picture changed and changed rapidly. Delivery was no longer confined to Army and Navy orders, and the American public was once more in line for a supply of the pipe which had been off the market for three and a half years.

When it suddenly became possible to fill dealers' shelves once more, the Kirsten Company had no available stock on

hand, for the services had taken all the pipes the organization could produce. But since they had been producing pipes for almost a year, there were no reconversion problems—no retooling of equipment—very little lost motion in switching from the Army and Navy demand to the consumer demand. That is the main reason why dealers' windows started displaying the Kirsten pipe as early as last October, and John Q. Public was once again able to walk into the local pipe shop and say, "I'd like a Kirsten, please."

In keeping with its sound business policies, the Kirsten Company kept faith with a promise they had made to their many dealers months ago. All orders received before September 15, 1944, would be given a preference whenever civilian shipments could be resumed—that such orders would be filled above all others.

This promise was kept, and these priority orders are now being filled as fast as the pipes can be produced.

GEORGE GUNN, Jr., has applied the same business practices in the Kirsten Company that he has found profitable in his other successful enterprises. He is a firm believer in advertising, and the Kirsten pipe is seen pictured in the leading national magazines and newspapers. This, together with a good product, has resulted in a steady demand for the company's pipe, so much so that expansion has become necessary.

A new factory is now under construction.
(Continued on Page 67)



Cutaway drawing shows construction and placement of new type spiral filter which will be used in new Forecaster pipes.

WHAT'

Forecaster Pipes Employing New Type of Spiral Filter

Twisted Design Traps Moisture

A new and specially designed filter for their Forecaster Superb pipes has just been announced by the National Briar Pipe Co. of Jersey City, New Jersey.

The new filter is said to be light, sturdy, and is of course instantly replaceable with a new one when necessary. It clears, cools and filters the smoke, helps trap the nicotine, and prevents moisture from reaching the mouth.

The simple replacement of filters will appeal to all who appreciate a clean pipe at all times. New filters come in a handy package which holds twenty-four, and cost but ten cents per package.

As may be seen in the diagram above the filter is of a twisted design and extends from the bottom of the pipe bowl almost to the end of the stem. This is said to insure complete trapping of condensate and other extraneous matter from reaching the mouth.

The pipes are now in production and will be seen in pipe and tobacco shops in the early weeks ahead.

Fleming-Hall Features Five

A new kit appropriately termed the "victory" kit of five brands of their more popular smoking tobaccos is now available by Fleming Hall Tobacco Co., of New York.

Contained in the kit are five standard sized packages put up in a special container, thus permitting the pipe smoker to sample the five brands at his leisure.

Webster Tobacco Sold in Wood

Something a bit unique in the way of packages is the wooden humidor used by the Webster Tobacco Company of New York for the marketing of their Daniel Webster Pipe Tobacco. Thus when the pipe smoker buys a canister of this brand he has bought himself a wooden humidor as well.



Thorens Features Sliding Button

A new idea is incorporated in the Thorens "Vedette" lighter. It is a side button which slides, almost effortlessly, making the operation of the lighter extremely simple.

The distinguishing feature of these lighters, which are made in Switzerland, is the absence of a flint-stained wheel which has to be revolved each time a light is desired. The new side button eliminates this, producing the light with ease.

The flame of the new lighter is said to be quite full and steady, a welcome requisite to the pipe smoker.

More Tobaccos Back in Tin


Revelation smoking tobacco and Rum and Maple smoking tobacco are once again available in tin containers, having been obtainable only in cardboard during the war.

Both brands are available only in the pound and half pound sizes, however, since the supply of tin is not yet sufficient to permit the packaging of smaller amounts.

Pipe Cabinet And Humidor

Something a bit new is this hand made combination pipe cabinet and humidor. Completely hand made throughout, it is designed to hold six pipes as well as a one pound can of tobacco. It makes an ideal protection for the smoker who wishes to protect his pipes from dust and dirt which collect on pipes left in the open room.

The cabinet, 12 inches long, 6 inches deep, and 7 inches high, was designed by a pipe smoker for his own use, but popular demand has led him to make them in quantity. They are available through Victor McNutt and Associates in Los Angeles.



NEW?

New Lighter Announced

The Wind Boss lighter, a new product recently introduced and illustrated here, embodies a number of features which include a wind guard, making it easy to use in windy weather, a large fluid tank to hold more fuel, and is rust proof.



It is said to be precision built, and comes in attractive enamel finish of four assorted colors, red, green, blue, and white, in either solid colors or two tone effects. Being quite small, it fits easily into the pocket, and it is also said to be leak proof, preventing the fluid from seeping into the clothing.

The Wind Boss lighter is a product of Knoepfler Brothers of New York City

Arjen Pipes In Production

The Arjen Briar Corporation of Fairview, N. J., reports it has concluded its contracts with the War Department and is now concentrating on civilian orders.

Currently in production are the Esnor, the Arjen, the Elite, the Atomic, and the top quality Challenger. Many of these have already been shipped to the nation's leading pipe and tobacco shops and are once again available to civilians.

Prices on Pipe Tobacco Reduced

At least three pipe tobacco manufacturing concerns have lowered the retail price of their blends after having raised them with OPA authorization.

Brown & Williamson, makers of Sir

Walter Raleigh, were the first to announce the price reduction, and is effective on all sizes except the pound and half pound sizes.

Half and Half, a product of the American Tobacco Co., is the second tobacco to be reduced after having been increased under the same conditions.

Granger smoking tobacco is the latest to revert back to its old price and it is expected that others will follow shortly.

Linkman Company Builds Addition

The greatly increased demand for Dr. Grabow pre-smoked pipes has forced the M. Linkman Company of Chicago to double its production facilities, and the construction of a new three-story plant, adjoining the present building, is now under way.

The installation of improved equipment and a program of increased efficiency in production methods is planned in this, the fifth major expansion program since the Linkman Company was established 45 years ago.

Lighter Fluid Back Again

Golden Flame lighter fluid is back again, according to the Iwan Ries & Co. of Chicago, who handle the product.



The same pre-war quality which made this fluid a favorite with many smokers is now available. It is said to be free from impurities, will not clog the cotton nor impair any of the lighter parts of the mechanism, and leaves no residue.

It is available in 4 oz. vacuum packed tins as illustrated here.

New Plastic Humidor Pouch

The new Moist-Pak tobacco pouch is a soft humidor type pouch which is fabricated of Vinylite plastic flexible film possessing a low moisture vapor transmission rate. Consequently, the film provides a moisture proof package which prevents the escape of moisture to a large degree and is highly resistant to the passage of drying air.

An outstanding feature of this new pouch is a small "Humipad," a blotter which is attached to the pouch by a strip of Vinylite plastic film.

The Humipad blotter can be moistened occasionally to maintain the moisture content of the tobacco and increase the pipe smoker's enjoyment.

The pouch is highly flexible and can be rolled up conveniently to fit the pocket. It is a product of the Claravan Corporation of Milwaukee, Wis.

Thus the pipe smoker is virtually carrying a small, pocket sized humidor around with him.

Also, since the Vinylite is resistant to air, tobacco odors are kept inside the pouch and away from the clothes.


Aer-Flo Is Introduced

A new, light weight lighter called the Aer-Flo has recently been announced by Thomas J. Cola of New York, the exclusive U. S. distributor.

The Aer-Flo, besides being light in weight, is described as windproof, and possessing an easy gripping spark wheel that turns at the slightest touch.

It is made of aluminum and has a streamlined, satin finish. It is said to be easy to refill, and is small and compact, making it easily carried in the pocket. It is now available in better shops throughout the country.





In his hand Fredrich holds an Austrian pipe with a porcelain bowl and a horn stem made about 1820, yet in his mouth he holds the ever popular billiard shaped briar.

PIPES FROM MANY LANDS

E. T. Fredrich of Seattle Started Collecting In 1913. Today His World Famed Pipes Number Over 350 and Contain Many Valuable Pieces

By BEATRICE REIDELL

WHAT MAKES a pipe collection? Or, for that matter, what makes a collector? There are so many different kinds of collections, so many different kinds of collectors, that they defy classification. And each collection when studied may be seen to reflect the owner's own personality—his likes and dislikes, his tastes and preferences.

For instance, in the article describing Mr. Brown's collection last month it was evident that the owner found much satisfaction and pleasure from the associations and memories an inexpensive pipe brought to him. A pipe purchased

on a vacation trip, or another given him on some special occasion became very dear to him due to the associations and memories it brought back.

Pictured on these pages are numerous pipes from the famous collection of E. T. Fredrich of Seattle, Washington. Fredrich has been an ardent collector of pipes for over thirty years, having bought his first pipe, the one which started his interest in pipes from a collection standpoint, before the first world war.

Fredrich finds interest in the rare, the unusual, and the odd. Some of his pipes have a long history, while others only play upon the imagination as to the story they might tell if they could but speak

The COLL

Many are dozens of years old and were at one time owned by famous persons.

Today he has over 350 of them, and they include every type and kind imaginable. Where does he get them? He finds pipes in the most unusual places. Many he buys in second hand stores, pawn shops, and at auction sales. He trades with fellow collectors, of course many are sent to him by friends who know about his intense interest in pipes.

It was back in 1913 when the whole thing started. At that time Fredrich was a tobacco salesman, and one day while covering his territory he passed a junk shop on Sixth Avenue in New York. He saw in the window, among rusty tools, an old meerschaum pipe bowl. He bought it and carried it home. With mingled hope and misgiving, he cleaned away the dust and gum of its long neglect.

Not a chip or crack marred the contours of its design. The tails and flanks of horses, the armored thighs and shoulders of the knights were as smooth and perfect as the craftsman's hands had made them. And the whole was finished with an artistry of that other craft, the carver's, which fused the deeper tones of the base with the golden patina of the crown.

Fostered by that first triumph, the collector's passion grew. So that today, a visitor stepping into Fredrich's office finds himself in that delightful world where are mingled the airs of many lands and many times.

In cases about the walls are nearly four hundred variations of what an old English writer once termed "that phantastick tempter"—the tobacco pipe. One may stand before a display of pipes carved from meerschaum, that strange mineral which takes its name from the German words, "meer" (the sea) and "schaum" (foam).

So fine and light was this substance that it was fancifully regarded as petrified sea foam. Fredrich has some six models carved from this aristocratic material.

No less aristocratic are the designs: ladies' faces framed in lacy collars and beribboned hats; tiny, full-length figures of peasants in poses too idle and graceful

COLLECTORS' PAGE

old and were
ous persons
of them, and
d kind imag
t them? He
usual places
hand stores
sales Others
ectors, and of
im by friends
ise interest in

ten the whole
Fredrich was
ne day while
passed a junk
ew York. He
g rusty tools
wl. He bought
With mingled
ined away the
neglect.
urred the con-
ills and flank
ghs and shoul-
is smooth and
hands had left
finished with
aft, the color-
er tones of the
t of the crown
umph, the col-
that today, a
drich's office,
ghtful world
of many lands

ls are nearly
t what an old
d "that phan-
occo pipe One
play of pipes
, that strange
ame from the
(the sea) and

this substance
arded as petri-
has some sixty
ristocratic ma-

e the designs:
icy collars and
l-length figures
le and graceful

for reality. What nobleman might have commissioned them of his favorite carver! Indeed, might not one of them have been fondled by the fingers of George Sand and colored during those hours when the famous writer mused upon the plot of a novel?

As for that first meerschaum of English origin, which yet remains king of the collection, and to which, because its exact history is unknown, may be ascribed many histories. What English baron, for instance, returning from his morning of falconing, might have lifted it with chamois gloves, filled it carefully, and smoked it with a patience which nothing else in the world could exact of him?

Perhaps the imagination prefers the darkness in which the origin of these pipes is shrouded. Does it not add to the charm of relics of the past that they have no history but that which breathes from their anonymity? Is it not enough that the gay little lady in a soldier's cap with a monocle in her eye tells us what is generally considered private enough—

her age and her birthplace. "I was born in Melbourne, Australia, in 1876," she says with her one half-open eye while behind her monocle we fancy the other winks coyly.

Just next door Germany cries out to us. "Keep your rare mineral to yourself. We have our porcelains. We shall use color and dare you to match our charm." So we see the slender oval bowls with their bits of glen where slender-legged deer start, to finds us gazing at them or, less timorous, droop their delicate heads to crop grasses that can never fade or die.

Here we may pause to read, as years ago we read the words of actors flashed in print upon the screen, the personal sentiments of pipe makers or pipe owners we shall never know. "Mensch, du musst heiraten." Ah, yes, it is a truth so simple and everlasting that we smile to see it formulated as we smile to hear the pronouncement of a child. We have our own equivalent: "It is not good for man to be alone!" Musing over the quaint and delicate tracery of the words upon

the porcelain bowl, we ask ourselves if some lady, bound by a decorum too rigid for coquetry, yet enlivened by a wit which no circumstance could enslave, might not have expressed her sentiments to her heart's choice in this delicious fashion.

And what was the origin of the pipe engraved with these words: "Meine Mittel erlauben mir das." Was it a nagging and niggardly wife to whom the assertion was made: "My means afford me this!" Or was it merely a bit of braggadocio so forthright and ingenuous that we feel the twitching about the corners of our lips. Surely it is no wonder that Brahms, dreaming over such a pipe, with its graceful cherry wood stem, was brought to compose his charming song, "The Tobacco Pipe."

But we have not the gift of leisure of those old masters who could spend days in the shaping and painting of a pipe bowl. We must move on to the case of briars. What twisted heath shrub, leaning away from a warm Mediterranean wind, held in its heart what only an

The walls of Fredrich's Seattle office are covered with more than 350 pipes from his world famous collection. His group of meerschaums, numbering more than 60 in all, are among the finest anywhere. He has been collecting pipes for over 30 years.





artist could uncover—the head of Paul Jones, with its fine features, blown locks of hair and its soft, cap! And stay! What is that curious piece just below the noble young head?

Ah, yes! It all comes back to us now. We are at the wheel of our first automobile. We have just cranked the machine and it has started to life. Its clumsy vibrations shake us from head to toe. Behind us is our lady muffled in duster and her veil, and Good Heaven, we cannot have the wind of the incredible speed with which in a moment will begin to hurtle through space—it fifteen miles an hour?—blowing the ash of our pipe into her face. So we have fashioned this clever thing as a compromise to gallantry. With its cascaded bowl it meets the requirements. Neither of our loves need be sacrificed.

But let us save reminiscence for another time lest we miss the simple Dutch clay pipes, so little changed from the original design which first brought "the noisome idol," tobacco smoke, to the lips of Sir Walter Raleigh's countrymen. Nor must we overlook the primitive Eskimo pipes with their wooden stems, their horn mouthpieces and their soapstone bowls which have not yet evolved in design to the stage where bowls turn upward, so that they can be smoked only by tipping the head backward.

And what shall we conjecture of the people we have too long deemed primitive—the Koreans—when we see before us their pipes with brass bowls as dainty and discreet as salt spoons and stems so long and graceful. Do we know better how to cool and sweeten the smoke we bring to our lips? Indeed, do we know quite so well how to take our pleasure with poise, ease and freedom from haste?

How much more than a mere instrument of pleasure is the pipe. It is a document in which is cunningly suggested what is most personable, most fanciful and most unique in the tradition out of which it is born. How are we to respond to such charming spokesmen if not to concede with Bulwer-Lytton that the pipe "ripens the brain and opens the heart," and to reaffirm the motto of the pipemakers who received their first charter of incorporation from James I. in 1619: "Let brotherly love continue."

From every quarter of the globe come these little bits of clay, briar, and meerschaum to challenge the imagination of a new owner with the legend of the past. Each is different, intriguing, each is fascinating in its own inimitable way.



Above, Fredrich shows Margaretta Hamann and Ffolliott Chorlton some of the pipes from his collection. Left, this English meerschaum is 125 years old, is sterile, silver mounted and has Weitzel wood stem.

Pipes shape

Though each is man's ornate

Car man's jon? long s or a st bowl! moder hand man c its ow from charm Tal that a

Thes meer



Pipes of every kind, shape, and form are found among Fredrich's rare items. At left is a hand carved Italian briar in the shape of a bull's head and the horns are genuine horn. Right, an auto carved from French briar. Both are about 30 years old.

Though primarily but a bowl and stem, each is so different as to stagger the layman with the limitless possibilities of ornate designs and shapes.

Can there be a best? No, for how can man judge that which is personal opinion? A briar, a meerschaum, a clay—a long stem, a short stem, a curved stem or a straight? From the plain inexpensive bowl chosen of necessity by the man of moderate means to the ornate, intricate, hand carved meerschaum of the nobleman or the prince—each contributes in its own way its distinctive pleasures, not from smoking enjoyment alone, but also from the rare beauty of its lines, the charm of its design.

Take for example the bull with horns that are real horn, pictured left above.

This genuine piece of Italian briar is hand carved, the work of a highly trained and experienced artisan. He has not only turned out a beautiful work of art, but a useful pipe as well.

Or, if you prefer, the little French automobile pictured right above which is interesting and amusing to young and old, smokers and non-smokers alike. One usually thinks of a pipe as in but one customary shape, and seldom pauses to realize that pipes are made in many shapes and forms, many styles and sizes, sometimes to amuse and entertain, and other times to give the owner a cooler, lighter, superior smoke.

The workmanship on the two meerschaums pictured below is a sign of the true sculptor. How nice that pipes so

exquisitely beautiful are not discarded when no longer of use to an owner, but gathered together in collections such as these for all to enjoy.

So with that early purchase of an English meerschaum pipe some thirty years ago has come a fascination which has grown on Fredrich, grown with the addition of each pipe to his famous collection.

You may soon be seeing some of these pipes in your local movie theater, for Universal Pictures has just completed a film entitled "Pottery Poets" in which many of the more unusual items are shown. The film will be released shortly and pipe lovers everywhere will find interest in seeing some of Fredrich's age old masterpieces on the screen.

These two meerschaums, both delicately hand carved, are two of Fredrich's more interesting items. Left, an Australian meerschaum with a gold band inscribed "Melbourne, 1876." Right a meerschaum from Switzerland made approximately in 1880.



Breaking In the New Pipe

(EDITOR'S NOTE: Believing that breaking in a new pipe is of primary interest to all readers, PIPE LOVERS presents in this column each month the recommendations suggested by America's leading pipe and tobacco manufacturers. This month's suggestions come from The Brown & Williamson Tobacco Corporation of Louisville, Ky.

A PIPE can be a real joy . . . or it can be a nuisance. It all depends on you . . . how you smoke your briar and the care you give it.

Learn to smoke a pipe correctly. It should be smoked slowly and evenly. In this way it stays cool and develops the full flavor of the tobacco. Don't worry if your pipe goes out occasionally. You can keep lighting it repeatedly without loss of taste.

Many pipe smokers scrape the inside of the bowl of a new pipe and then moisten it with water. In an inexpensive pipe this gets rid of the varnish and fuzz (fine grains of wood and dust left on the inside of the bowl when it is bored). If not removed they may char and result in a scorched bowl. Besides, they won't improve the taste of the tobacco in your first few pipefuls.

Don't do anything to the bowl of a good pipe. Better grade pipes are put through special processes to make the wood porous, with no varnish and fuzz inside the bowl. Just pack well, but not too tightly, then light evenly all around. Uneven lighting causes "burned spots."

Then smoke slowly. Don't let your pipe get too hot or the tobacco will "bake" into the bowl before it is properly seasoned.

Don't switch tobaccos when you break in a new pipe. Stick to the same brand for 30 or more pipefuls. Mixing tobaccos makes a pipe either strong or flat.

The perfect pipe is sweet from top to heel. To make it that way, smoke all the pipe load when you break it in. Some men fill the bowl only half full the first few times, so that the "heel" will be properly broken in and not merely the top.

Don't work a new pipe too hard. Don't smoke one pipeful right after another. Make sure the bowl is cool and dry before loading up again. Break in your new pipe properly and it will reward your efforts by giving years of smoking enjoyment.



PIPE

Helpful Hints and Ideas

Lubrication From Pencil

When a pipe stem wants to stick in the shank, there's great danger of breaking it if it isn't removed very carefully.

Oil and similar lubricants have a way of eventually working their way down into the pipe and finally into the mouth, not to mention the mess a pipe gets into when such a condition exists.

A simple, quick remedy is the use of the lead in an ordinary pencil on the stem. The graphite is often just enough to make an otherwise tight stem work comparatively easily, and needless to say the graphite won't run down into the pipe and give the trouble and grief as is often given by liquid lubricants.

—C. R. BAILIN,
Duluth, Minn



idea is to use ordinary string as a cleaner. The string is threaded through the end of a large darning needle which in turn is dropped down the stem, pulling the string along with it.

Any thickness of filter desired may be obtained by using large or small string or using several strands.

If a large needle is not at hand, a piece of fine wire bent at one end will serve just as well.

—E. DICKSON,
Milwaukee, Wis

String Used As Filter

During the war when pipe filters were scarce, I ran upon a discovery which will do in a pinch for cleaning a pipe. The

MY FAVORITE BLEND

(Each month the editors of PIPE LOVERS award an all leather, seal tight tobacco pouch to the person sending in the best "Favorite Blend" All contributions should be addressed to the editor.)

Here is one of my favorite "switch" smokes, extra fine for a change, and excellent to offer a friend when he wants to try something really nice:

White Burley	1 1/2 oz.
Maryland	1 oz.
Virginia Bright	1/2 oz.
Latak	1 oz.
Turk. Yenidje	1/8

After mixing, soak the humidifier moistener with port wine, and let the mixture "set" for a few days. The result is a nice, heady, spicy smoke.

—PHILLIP ADAMS,
Eugene, Oregon

DIY CRAFT

...s the Pipe Smoking More Enjoyable

Handle Holds Extra Pipe


I thought perhaps some of your readers would be interested in a couple of innovations I concocted in a combination humidior and pipe rack I recently completed.

The first one is the handle or knob on top of the humidior lid. When I finished making the rack, I had just an ordinary knob which served the purpose very well, that is, serving simply as a handle by which the top of the canister could be removed.

Then I got the idea of converting the knob or handle into a combination knob and holder, thus increasing the capacity of the entire rack from six to seven pipes.

The only suggestion I have to pass on to those who may wish to copy the idea is that the handle-holder should be quite large. I made this one just a bit too small and as a result only a few of my pipes will fit in it, the larger ones not being able to enjoy the honor of resting on this "throne."

The second innovation is not exactly new, but it shows how the making of an air-tight humidior was extremely simple from the box design I chose. Rather than build the usual round shape for the humidior out of wood, I simply placed one



of the usual glass canisters inside the box.

The lid is made to fit snugly over the top of the glass canister and the resulting fit, luckily, is practically air-tight.

Inside the lid I cut out a hole large enough to take one of the standard humidifying devices, and over this I placed a round piece of stainless steel which I perforated with several small holes.

I also might mention that the use of the glass canister has proven more satisfactory in some ways than the wooden canister usually employed in similar humidors. It is instantly removable, making it easily cleaned and easily refilled without bother or fuss, or the tobacco changed if desired. The one pictured contains a half pound canister.

—ROBERT BEAL,
New York, N. Y.

(Plans for constructing Mr. Beal's combination pipe rack and humidior pictured and described here will be furnished upon request to anyone sending 3c postage to cover mailing charges. Ed)

Pass 'Em Along

Pass along your ideas, short cuts, pet discoveries, and suggestions to fellow pipe enthusiasts. Contributors whose ideas are accepted and appear on this page are given a high quality pipe lighter.

Send all contributions, with photos and diagrams when necessary, to the editor. This is your page. The other fellow wants to know what you've discovered that makes pipe smoking more enjoyable, the same as you like to read about his, so send yours in today.

Cocoanut For Flavor

I have had a lot of enjoyment in taking a mild or straight tobacco, such as one of the burleys or Virginias, and then experimenting with all kinds of flavoring agents — anything which I think might make a more enjoyable taste or aroma.

My wife had some shredded cocoanut in the kitchen and I wrapped a bit of it up with some tobacco for a couple of days. The result was quite a pleasing smoke, and should be found welcome, especially for those who are partial to cocoanut.

Only caution I might pass on is to make sure the cocoanut is quite damp, otherwise the tobacco will not readily absorb the cocoanut flavor. If dry, the shreds can be soaked in lukewarm water a moment before being placed with the tobacco.

—RAY MITCHELL,
Cincinnati, Ohio.



PIPE CLUBS

Age Old Custom Is Being Revived in Several Communities for Sharing Fellowship as Well As Trading Experiences and Ideas on Pipes

P IPE CLUBS? And why not? Most every other subject of interest to us humans sooner or later gets some kind of an association, league, club or formation of persons interested in the subject, so why not pipes?

And if you should think this may be the author's original idea, forget it, for pipe clubs have been in existence for centuries, yes, at least three hundred years. And pipe clubs are dotting the countryside today, too, but we must add, for a much different reason than in the 17th and 18th centuries.

Back in those days a tobacco club was something of a secret affair. You could almost call it a "speakeasy," for smoking a pipe wasn't the accepted thing, and anyone who "drank" tobacco, as the custom was called, did so on the sly.

The smoking club held its sessions behind closed doors, and although it offered fellowship in varying degrees, it existed primarily for the men, and women, of those early days, to have a place where they might enjoy the smoking of tobacco.

Much different in 1946. Today smoking is never done behind closed doors, except by junior, perhaps, in the hopes pa will never find out. And yet pipe clubs are growing rapidly in many communities, large and small, throughout the country, and for what reasons?

The reasons are varied and many, but primarily they boil down to two prime essentials: The desire to enjoy the good fellowship of men who find pleasure in

pipes and pipe smoking, and second, to meet with others who enjoy discussing and talking about pipes and tobaccos, swapping yarns in the realm of pipedom, and trading stories and experiences associated with pipes, pipe smoking, tobaccos, and related subjects.

HOW MANY pipe clubs are now organized in this country, there is no way of telling. Such clubs are usually informal organizations, with a minimum of business and formal rules. They are created solely for the fun and enjoyment of the members, and your estimate of how many there are is as good as anyone's.

Some have many members, but most of them contain less than a dozen mem-

PIPE CLUBS

Are you a member of a pipe club? Would you like to join or help form one in your community?

If so, write in and tell us and we will promptly advise you as to the name and address of the nearest club in your community.

If there is no club in your town or locality, we will put you in touch with other pipe smokers interested in forming a local pipe club if you so desire.

Write to

Pipe Lovers Magazine
623 Guaranty Bldg.
Hollywood 28, California

bers and meet weekly, monthly, or other regular intervals at the various homes of the members. The larger clubs rent rooms or suitable quarters in homes, Y.M.C.A.'s, and other buildings having available space.

The programs? Interesting, you bet—that is, if you're interested in pipes. Some of the larger groups have gone so far as to have very formal meetings with guest speakers talking on special phases of pipes, such as the discovery of how pipes are made, how to care for a good pipe, what meerschaum is, how tobaccos are grown, blended, humidified, flavored, cured, and a whole lot of similar subjects that real pipe smokers are interested in.

Sounds kind of formal, maybe, but in all meetings are like that, because pipe clubs are primarily for fun. There are regular parties, outings, celebrations, and all the things that go towards making an organization of men something worth while.

But like any club, it's the down-to-earth fellowship, the new acquaintance and the personal contacts with friends that make a pipe club, like any other, so downright enjoyable.

For instance, there is a pipe club in Pueblo, Colorado, and it is composed of several young men of that city who are interested in pipes as well as in having an occasional good time by spending an evening talking about pipe subjects in general. Gene Lines, one of the members of the club, in a recent letter to PIPE LOVERS, displayed the enthusiasm of the group and mentioned their prime interest in anything at all relating to pipes and pipe smoking.

Another group which, due to its unique organization, can't hold regular meetings at present, is the G. I. Pipe Smokers' Club of Brooklyn, N. Y. In a recent letter to PIPE LOVERS, Joseph Coniglio describes the club as follows:

"Our club comprises the service and ex-service men of the U. S. Armed Forces. Membership is open also to Allied Nations servicemen. No dues are required of members. Any money, checks or gifts received by the club are forwarded to members serving their duties in foreign lands.

"The present membership is 20 ex-servicemen of various branches of the service. Each new member receives a list of his pipe smoking friends and in turn all members greet the new pipe smoker into the club and correspond with him.

"We exchange views, pipes, tobaccos, catalogs, and then decide which are the best. We also tell

PIPE LOVERS

members to try certain brands of tobacco and pipes and always wish them a good smoke. We receive correspondence from all over the states and foreign countries, and all pipe lovers are invited to join us."

Mr. Coniglio also says that as the ex-servicemen are rehabilitated once more into civilian life they will forward photos to him for distribution through-out the rest of the membership. Thus it would seem that the G I Pipe Smokers' Club is sort of a correspondence club of ex-servicemen interested in pipes, and a mighty swell idea, too.

He invites anyone interested to correspond with him at his address, 86 Ave Sth, Brooklyn 23, N. Y.

Alvin S. Rider of Kansas City suggests that PIPE LOVERS assist in forming a national organization or federation of pipe clubs, in order that pipe clubs may be recognized nationally, and that new clubs starting up in various towns may have the experience of other clubs as to methods of organizational set-ups, details of membership, meeting programs, etc. Also member clubs might correspond with one another, hold contests, and Mr. Rider also suggests a national convention.

This certainly sounds like an ambitious program, and it would certainly bring pipe clubs out into the open.

What do you think of Mr. Rider's suggestions, pipe club members? or for that matter, any pipe smoker, whether a member of a club or not?

Several pipe smokers have long wanted to start a club in their locality but have met with little success. Many clubs have had a rough time of holding together during the war, but as conditions return to normal, interest in clubs everywhere will soon be the same as before the war started.

The best answer to those desiring to start a club is to make known to the various tobacconists and pipe shop owners that a club is being formed. These merchants can usually provide a few names of men who might be interested, and also they can inquire among their patrons to see if there is sufficient interest in such a program to merit the effort required to get the ball rolling.

PIPE LOVERS will be glad to print the names and addresses not only of existing pipe clubs in this country, but of persons interested in forming new ones in their communities. Feel free to send in such information and it will be passed on each month through the columns of this magazine. Should sufficient interest develop, this page might be devoted regularly to pipe club activities throughout the nation.



Questions and ANSWERS

By KEN BROWN

If you have any question concerning pipes, tobaccos or related subjects, Mr. Brown will be glad to answer them for you. Write to him in care of this magazine. Be sure to enclose a self addressed stamped envelop for your reply.

Q. I have several pipes, all of them of a very good quality, and all of them give a good smoke but one, and this one, for some reason, is very strong and bitter. I have tried various ways to sweeten it, but to no avail. Why should it be different than the rest, and what can I do to erase this condition?—E. R., Bakersfield, Calif.

A. Occasionally even a good quality pipe will, for some apparently unexplainable reason, turn sour and resist any and all attempts to sweeten it. Whether it is a faulty piece of wood or whether it has been mishandled in the hands of its owner is a matter of conjecture.

Letting a small amount of steam pass through the pipe will often help. Some smokers have cleaned and scraped the bowl thoroughly, then soaked it with a honey and water solution (about 2/3 honey, 1/3 water) for several hours. The use of a very mild and sweet tobacco is then used to again break in the pipe.

The trouble has also been found in the stem, and occasionally a stem replacement will prove to be the solution.

Perhaps our readers have an idea which we may pass along on the subject. If so we invite them to send in their suggestions.

Q. Can you furnish me with the name and address of the manufacturer of the Malaga pipe.—A. R. C., Davenport, Iowa.

A. The Malaga pipe is made by Khoubesser & Co., 209 N. Center Street, Royal Oak, Mich.

Q. What is the correct thickness of the cake in a pipe, that is, how thick should it be before reaming it out?—K. S. S., Phoenix, Arizona.

A. This is mostly a matter of opinion. Some smokers leave the cake in until it almost fills the bowl, leaving very little room for the tobacco, believing that a thick bowl gives a cooler,

sweeter smoke. Others believe just the opposite, and keep the bowl relatively clean.

General practice seems to be to remove the cake when it becomes an eighth of an inch thick. This is best done with a reamer or dull knife, care being taken to see that the wooden bowl is not harmed.

The best solution is to experiment a time or two and see how thick a cake you like in your pipe, this seems to vary, not only with the individual, but with the pipe as well.

Q. Early pipes usually had long stems, while modern pipes have relatively short stems. Is there some reason for shorter stems, or is this change merely a result of style and custom?—D. H., New London, Conn.

A. The true answer is probably a combination of both. The early pipes, such as those made of stone by the Indians smoked very hot, and the long stem helped cool the smoke before it reached the mouth. This was true of stone, clay, earthenware, and similar pipe materials.

With the introduction of wood for bowls, especially briar, the stems did not need to be as long since wood gave a cooler smoke than the other substances. As a result, the stems could be shortened and still give a cool smoke.

Smaller pipes were much easier to handle and therefore preferred by pipe devotees. Also, the smaller stems permitted the pipe to be carried around on the person, and being less clumsy, fewer stems were broken.

Q. Can you tell me who makes the Hayward Mixture?—G. S. L., Omaha, Nebr.

A. The Hayward Mixture is made by the Moss and Lowenhaupt Co., 723 Olive Street, St. Louis, Mo.

Headquarters for PIPES and TOBACCOS

Visit These Better Stores in Your Community

CALIFORNIA

FRESNO—
HARRY PARKER, LTD
1311 Fulton Street
SOLLYWOOD—
B & H SMOKE SHOP
223 Hollywood Blvd.
SOLLYWOOD PIPE SHOP
1941 Caluenga Blvd.
HAWAN S PIPE BOWL
6738 Hollywood Blvd
REGENT SMOKE SHOP
6249 Hollywood Blvd.
E OLD ENGLISH SMOKE SHOP
6765 Hollywood Blvd.
LONG BEACH—
BROWN'S CIGAR STORE
7th and American
A GUTHERZ
6 West Jergins' Arcade
ROBINSON'S PIPE SHOP
312 E Broadway
LOS ANGELES—
A CLUBB & SONS
430 W 6th Street
HARRY'S PIPE SHOP
951 W Manchester
JOHN'S PIPE SHOP
524 S Spring
OAKLAND—
SPORTSMAN'S PIPE SHOP
440 - 19th Street
SAN FRANCISCO—
ANTHONY'S SMOKE SHOP
570 Market Street
FILLMORE SMOKE SHOP
1059 Fillmore Street
KOSTH KREKOS
500 Clement Street
SANTA MONICA—
ED'S PIPE SHOP
220 Santa Monica Blvd

CONNECTICUT

NEW BRITAIN—
THE OLD TOBACCO SHOP
160 Main St

DISTRICT OF COLUMBIA

WASHINGTON—
BERTRAMS
910 - 14th Street N. W

IDAHO

BOISE—
YE OLD PIPE SHOP

ILLINOIS

CHICAGO—
CARL'S CIGAR STORE
737 N. Michigan Avenue
TERMINAL SMOKE SHOP
3360 W. Lawrence
VICTORY PIPE WORKS
48 N Wells St.
ROCKFORD—
CROON'S SMOKE SHOP
323 E State Street
PEORIA—
THE BEE HIVE
244 S Jefferson Avenue

INDIANA

FORT WAYNE—
KLEMM CIGAR STORE
Baltes Hotel

MAINE

PORTLAND—
ANDREN'S HANDY STORE
433 Congress Street

MARYLAND

BALTIMORE—
A FADER & SON
210 E Baltimore

MICHIGAN

DETROIT—
CENTRAL CIGAR SHOPS
304 W LaFayette Blvd

MINNESOTA

DULUTH—
BO. OF TRADE SMOKE SHOP
102 Board of Trade
ST. PAUL—
ERTZ TOBACCONIST
Fifth & Robert

MISSOURI

KANSAS CITY—
ENGLANDER'S PIPE SHOP
14 W 12th St.

ST. LOUIS—
CHESTER PIPE SHOP
5902 Delmar
MOSS & LOWENHAUPT
723 Olive Street

NEBRASKA

LINCOLN—
FREEMAN'S PIPE SHOP
1411 O St

NEW HAMPSHIRE

BERLIN—
LESSARD S

NEW YORK

NEW YORK—
WALLY FRANK STORES
10 E. 45th Street
3 W. 51st Street
93 Nassau Street
157 Broadway
OXFORD PIPE SHOP
142 E. 42nd Street
REINHARD BROS.
Nassau Street at Maiden Lane
TOWNE TOBACCONIST, INC.
172 Fifth Avenue
VILLAGE SMOKE SHOP
24 E Eighth Street

NEW JERSEY

ATLANTIC CITY—
OCEANIC COMPANY
1122 Atlantic Avenue

OHIO

AKRON—
H FERBSTEIN, INC.
2nd Nat'l Bank Bldg Cigar Store
CANTON—
CLIFF'S CIGAR CO.
144 W Market Avenue

COLUMBUS—
HENNICK'S PIPE SHOP
1824 N. High St
SMOKER'S HAVEN
72 E Broad

TOLEDO—
HADDAD TOBACCO SHOP
Erie and Madison Street

TENNESSEE

NASHVILLE—
FIFTH AVE. CIGAR STORE
Fifth Ave and Church St

WASHINGTON

SEATTLE—
LARRY'S SMOKE SHOP
707 Pike Street
SPRING'S PIPE STORE
TURF PIPE SHOP
WALLA WALLA—
SHEP'S SMOKE SHOP

WISCONSIN

MILWAUKEE—
MARKEY CIGAR STORE
944 N. Plankinton

boys said "Quiet, listen." That was all we needed to become instantly silent. Sure enough, we all heard the drone of airplane motors from the northeast. In another instant headquarters sounded the alarm, and we started for shelter.

But this time the enemy had sneaked up on us and headquarters had received no warning of their approach in time to give us ample warning. In a matter of minutes they were driving hard and zooming down upon our heads. There were four of them this time, and they came so close we could see the pilots in the planes. They dropped their bombs and fired their machine guns as they neared the end of the strip where we were.

By this time our anti-aircraft guns located at headquarters were in action, but the Jerries had scored due to their sudden, surprise approach. We in the field were helpless—didn't even have a rifle.

We had all scattered—our only defense—and were lying on the ground. Thinking it was through I rolled over and at that instant a stray bullet got me in the chest. I was perhaps more scared than anything else, for although it hurt, I was able to get up and walk.

A staff car from headquarters was soon on the way out to see what damage had been done and if any of us were wounded. Some of the others were rushed back to headquarters, while I waited until those more seriously wounded were taken care of.

When the doc saw me, he ripped off my shirt and there in the wound, imbedded hardly more than skin deep was the bullet. He lifted it out with his instruments and dressed the wound. He remarked at the time that that bullet certainly didn't have much speed behind it, for had it been coming at full force, it would have squarely hit my heart and I would have been a gonner. It had

probably rococheted from some other object and therefore had about spent its force, he said.

It wasn't until nearly an hour afterward that I knew what had actually happened. Feeling ready for a smoke, I went to my shirt, which had been removed when the doc dressed the wound, and stuck my hand in the pocket after my pipe. What I brought out were a dozen or more pieces of what had once been my briar pipe.

The bullet had struck the pipe, and it was this cherished bit of briar that slowed up the force of the bullet and kept it from penetrating my chest any further.

I told the doc about it and he said I had my pipe to thank for my life. And as you may well guess, the pieces of that splintered pipe are a prized possession of mine, a grim memento of a sunny day on the sands of Africa.

MY PRIMARY WEAPON

(Continued from Page 45)

in cahoots with a manager who had done this and that and a dozen other things. It was a fine recitation of grievances, and for the first time I started to see what the strike was about.

One particularly big guy was waving his fist in my face and "frankly I was scared. So I pulled out my pipe, slowly re-lit it and said "Now take it easy and tell your stories one at a time."

It worked. And by the time the business agent of the union rushed up—evidently intending to rescue me from his "boys"—I had a good story. I told the agent what I knew, he confirmed it, and I left for the office. Later, after the strike was over, both sides admitted that I had covered it in a fair and impartial manner—and this is the sort of praise that a reporter hears mighty seldom. But I couldn't have done it without my pipe to give me that much needed courage and poise.

WITH a little imagination — it really doesn't take much — the timid soul can become a "somebody" when he feels the smooth, warm bowl of a good briar in his hand. The man who can light up calmly in the presence of the traditional hard-bitten "tough customer" has won half the battle—or even more.

Of course if the tough customer turns out to be a pipe smoker, then the advantage is even greater. It is wise to carry a special mixture of tobacco which can be offered to other smokers. It may not be anything wonderful, from the tobaccoist's standpoint, but it invariably serves as an entering wedge for conversation.

Also, it's important to smoke a good pipe. I would no sooner think of smoking an inferior pipe than a Marine would think of going into action armed only with a pea shooter. The veteran pipe smoker cares little for the fellow who sports a heavily-varnished, cheap pipe, which usually smells as bad as it tastes. Such a pipe invariably brands the smoker as a beginner or amateur. The real pipe smoker can spot a high-quality briar almost as far as he can see it. And he'll respect the man who is smoking it.

I have found that the manner in which my smoking is done—that is, the etiquette involved — is rather important. When I'm talking to another man—even though I know he's a non-smoker—I never hesitate to light up, and I don't ask anybody's permission. When my news source is a woman, I sometimes ask

if she minds if I smoke. Not always, however. If it appears that she's going to be difficult, I usually light up and start puffing vigorously. If she doesn't like it—well, that's too bad. After all, what right does she have to deprive me of my main weapon?

Once I had to interview a prominent movie actress who had a reputation for giving reporters a rough time. She was enough of a star to get by with it, too. She sat on a davenport in her hotel suite and I occupied a chair some 15 feet away. The interview wasn't going very well, so, without saying anything, I stoked my pipe and got it going. In a couple of minutes she said quite suddenly:

"That pipe smells wonderful."

Then she patted the davenport and added: "Why don't you sit over here?"

It turned out to be a very good interview. Like I was saying, you can't beat a trusty briar!

SELECTING A PIPE

(Continued from Page 51)

as to their construction, but according to their shapes. The majority of smokers prefer pipes with straight stems, but there are many pipes with stems that are curved from a very slight degree to a very graceful "S". The stem of the calabash makes a very complete "U" before it bends back to slip into the mouth.

Some stems come straight from the bowl while others come at an angle, and practically any degree of bend is obtainable in a modern pipe.

Stem shapes vary from round to almost flat, with oval, diamond and square shapes coming somewhere in between. The saddle, for instance, starts in a diamond or round shape and then suddenly changes to a very flat oval as it reaches the mouth.

The novice, even if he be aware of these many differences in pipes, seldom realizes that there are many different uses for them. A pipe is to be smoked, what else? he asks. And as far as that question goes, that's right, for if it can't be smoked it isn't a pipe. But many pipes have a correct place to be used, and they would be difficult to smoke elsewhere.

As an example, who would take a hookah, that large water pipe, for a hike through the woods? And who would take a finely carved meerschaum to a ball game, where in the excitement of the crowd it would be smashed and broken?

No, many pipes are designed for certain uses. For instance, there are the large briar blocks which weigh several

ounces and which make fine pipes, ranging from \$25 to \$50 or more. They give the greatest satisfaction in the warmth and luxury of the home, and would be decidedly out of place on the street or in public. And that delicate meerschaum, usually left at home, too, or smoked where no harm is likely to be encountered.

In a reclining position or when using the bent stem pipes are usually preferred since they keep the bowl on the way. On the street and in public a straight plain conservative pipe is usually preferred, the billiard being an excellent example.

FOR SPORTS, such as playing fishing and watching sports events a plain, simple, and inexpensive pipe is in order. When you're sitting in a rowboat and you hook a nine pounder the ensuing excitement can bring a lot of damage to an expensive briar, and bad enough to lose the fish without losing a favorite pipe in the struggle as well.

Most any outing calls for a small, inexpensive pipe, for it is often thrust into the pocket in a hurry and is broken in the excitement of mounting, climbing, portaging a boat or hiking with a heavy load.

When it comes to the actual selection of a new pipe, there is little advice that can be given. Nine times out of ten a smoker knows what he needs, and he'll find a pipe to fill that need. The large number of pipes in the dealer's showcases may become very baffling at times, and a shape or style to add to the collection back home isn't hard to find, due to the tremendous number of shapes and styles available.

Are you selecting a street pipe? Then you'll want a light, cool smoke. Of course the larger pipes smoke cooler, since the thicker bowl absorbs the heat better than the thinner bowl. But a street pipe is held for long periods in the mouth, so a light weight pipe is preferred. Looks like you'll have to sacrifice coolness for lightness of weight. But leave the heavier pipes for smoking at home where you can sit down and relax where you can hold them in the hand while you smoke them, and can give them the slow, deliberate smoking they need to require for maximum enjoyment.

Smoking on the street and in the wind is hard on a pipe. The draught as you walk along might cause uneven burning and harm the bowl. An inexpensive pipe is the answer.

Selecting a pipe can be confusing, it's lots of fun. The never ending assortment makes the job a pleasure, and any smoker is proud of a new addition to his own private assortment at home.

BURLEY TOBACCO

(Continued from Page 49)

farmer in the field, in order to light his pipe would have to either come into the house and get a light from the stove, or else take time out and build a flame with dirt and steel—definitely not a fast operation.

As the match became popular the pipe could be smoked anyplace, and the lighter, newer burley tasted much better in the pipe than the old tobaccos, thus the demand for the newer tobacco spread rapidly.

TODAY, many acres in the Bluegrass state are given over to the growing of Kentucky burley tobacco, so named for the state in which George Webb introduced it quite by accident almost a century ago.

The growing, harvesting, curing and grading of a crop of the best burley tobacco requires much hard labor, great skill and ten months of time. Along with this gruelling task there is, however, the gambler's delight in guessing what the price will be when the auctioneer's voice is chanting on the loose leaf floor.

In March, the pungent smell of wood announces that the farmer is burning tobacco beds on the old sod land or in the edge of the timber. When the glowing heat has destroyed weed seeds, insects, their young, and disease germs, the soil is quite friable. Cheese cloth is stretched over the beds when the tiny seeds are sown so they may safely germinate and grow large enough to be set out in the open field in late May or early June.

Beneath the warm Kentucky sun, the plants grow rapidly. Extensive cultivation with machine and hoe is necessary to kill weeds and thus preserve the life-giving moisture. Tobacco worms find difficulty in finding a safe spot in which to hide, for besides a constant use of insecticides, the chickens and turkeys roam the fields and feast on the harmful insects.

Late in the summer as the days begin to shorten, the experienced eye of the grower tells him his burley is fast maturing. To get the crop ready for harvest and proper curing in the barn, the flower buds are removed. This "topping" at just the proper moment has much influence upon the color and texture of the leaf. Soon "suckers" appear where the leaves join the main stalk, and once again the farmer must use his ripe judgment concerning their removal. In fact, there is not a month in the year when this indefatigable workman does not have to decide some question about the crop and its proper handling.

AS THE carefully tended burley is yellowing in the blazing sunshine of the late Kentucky summer, the tall stalks are split to within a few inches of the ground with a sharp knife. Next they are severed from their roots and straddled upon light sticks. After wilting properly, the plants are hauled to the big tobacco barn and the loaded sticks are adjusted carefully to racks which rise tier upon tier to the roof.

Even with the crop safe in the barn, the judicious ventilation of the building must be attended to, as burley is an air-cured tobacco. If extremely damp weather should retard curing, heaters must be fired with great skill.

As autumn rolls around, the crop of

the various grades of burley the mild, cool, sweet smoking qualities that make it the favorite of so many pipe smokers everywhere.

Since there are many grades of burley, the smoker can get many different tastes by mixing this one kind of tobacco alone. The top grade gives a sweet mild, cool smoke, while inferior grades give a strong or bity taste. Thus by mixing the different grades in different proportions, various results can be obtained, and yet all the while only burley tobacco is employed.

In the next article in this series we shall discuss Virginia tobacco, another which is primarily used as a base in pipe mixtures.

(The author wishes to thank the Brown and Williamson Tobacco Corporation of Louisville, Kentucky, makers of Sir Walter Raleigh Smoking Tobacco, for their permission to use material from their interesting and informative booklet "Burley in the Bluegrass" from which much of this article was taken.)

A PROFESSOR'S DREAM

(Continued from Page 53)



burley is cured and has been bulked down for stripping and sorting.

In a small and heated room in or near the barn, the careful stripping and sorting of the valuable burley begins. As the leaves are pulled from the stalk, they are put into lots uniform in color and body. This requires a quick and trained eye for color and a knowledge of texture as the buyer on a loose leaf floor judges a basket of burley at a glance.

Most of the men who grow burley expect to sort the crop into eight or ten grades in addition to other damaged leaf. Loaded upon a truck, the burley goes to a nearby loose leaf floor to bring the grower his hard earned money and a short breathing spell before he gets ready for another crop.

All of this hard labor, experience, and skill, plus the rich Kentucky soil, give to

tion. (An artist's drawing is pictured on page 53.) This new Kirsten home will be outstanding in the way of conducive background and equipment for precision production. Especially noteworthy are the plans for air-conditioning, illumination and color-conditioning. New machines are now being purchased. The multiple milling operation, key production factor at Kirsten to achieve precision with speed in turning out Kirsten pipes, will be an even greater factor in the new factory. Gerald S. McCarthy heads an expanded engineering and production division at the Kirsten plant, and layout plans for the new factory are directly in his charge.

George Gunn, Jr., the Kirsten president, has always had a flair of building his business organization around brains, and at Kirsten he has men who have been associated with him since the inception of the Kirsten Pipe Company. Charles K. Wiggins, executive vice-president and general manager, is a man with vision of salesmanship, and the Kirsten policies are due directly to his shaping.

Today Kirsten pipes are seen everywhere, and many are the smokers who like their cooler smoking, and their ease of cleaning. As one authority recently stated, "Professor Kirsten's idea is the first revolutionary and dramatic change to be made in many years of pipe manufacture."

PIPE SERVES AS CLUE

Edward G. Robinson, whose photo appears on this month's cover, has done much to popularize pipe smoking through his many roles on the screen.

In his latest International Picture "The Stranger", his pipe provides a main clue in discovering "who-dun-it."

The pipe Eddie smokes in the picture is a broken down old curved stem briar. The bit has already been fractured when he is first seen on the screen, carefully watching over the marked fragments which have been fastened together with a piece of tape. It is the main starting point for a series of tensely gripping climaxes.

Once he lets it fall, apparently by accident. A sulking creature sees it; the very man Robinson has been trailing half way around the world.

Next time this creature sees the pipe the two have traveled thousands of miles over land and sea. On this occasion the accident almost costs Robinson his life. How he misses death by an eyelash and tracks the wouldbe slayer to doom is a fascinating series of sequences.

The role played by the famous star is one tailored exactly to his measure—that of a supersleuth who is highly placed in the councils of those who were forced to take over the reins on a disrupted and chaotic Europe following the collapse of the Nazis.

His task is to chase down the murderous madman who has vanished, a homicidal maniac who is strongly suspected of being still at large, with his pipe playing a prominent part.

PIPE SMOKERS REPAIR SERVICE

Send Us Your Broken Pipes for
Repair or Write for Information

HARRY PARKER
REPAIR SHOP LTD

402 No. Broadway Fresno, Calif.



FREE! PIPE MAGAZINE

Just write for your FREE Annual
subscription to **SMOKE SIGNALS**,
a periodic Handbook for Every
Smoker. No Obligation! Hundreds
of Pictures of Pipes, Tobaccos
and Gadgets. Helpful articles on
Smoking Enjoyment. Exclusive with



GEORGE YALE Dept. P 1083 SIXTH AVE., N. Y. C. 18

BETWEEN PUFFS

IT IS better to yield than to meet
disaster through stubbornness.

*In Ellensburg, Washington, recently,
a local paper ran a want ad "Girl or
woman for general housework" under
Farm Machinery.*

**A bachelor is a man who makes
mistakes, but not at the marriage li-
cense bureau.**

Eskimos insert a ball of squirrel hair
into their small, shallow pipes before
putting in a pinch of tobacco. It pre-
vents the stem from clogging.

*A girl in the arms is worth two on
the street*

**Chinaman's description of a to-
boggan ride: "Whish—walk a mile."**

*The smaller the mind, the greater the
conceit.*

In Charleston, West Va., recently a
woman sued for divorce claiming her
husband kicked her. Judge Harold Neff
dismissed the case when he found the
husband had but one leg.

*The vulcanite mouthpieces used on
numerous smoking pipes are made of
very hard, black rubber.*

Recently in the news was a reporter's
delight. In Tempe, Ariz., Walter Baker
was bitten by a dog. The dog died of
unknown cause. A few days later he
was bitten by another dog which also
died of unknown cause.

At least once the Japs prophesied
correctly. Back in 1941 they
boasted proudly that peace terms
would be dictated in the White
House. How true! How true!

*A small gain is worth more than a
large promise.*

The Dutch have the reputation of
being the heaviest smokers in Europe.

*No, Alphonse, a veterinary is not
home for veterans*

**George Bernard Shaw says the
things most people want to know
about are usually none of their
business**

A Washington, D. C., woman re-
cently sent a photo of her 13 year old
daughter to the Treasury department in
an attempt to obtain payment "at ma-
turity" on a war bond purchased 20
years ago. Said her accompanying note:
"You can see my daughter is now very
mature."

*It is better to bear a single injury,
silence than to provoke a thousand
flying into a rage.*

Tobacco growers in Switzerland are
required by law to let 79% of their to-
bacco plants go to seed, and these seeds
are used for the extraction of edible oil.

**A pipe is something like a bank
account: both can be drawn on.**

*Streamlined girls don't always offer
the least resistance!*

Autopsies are usually performed on a
dead man, but in Bronte, Ont., they are
performed by a deadman. Dr. William
Deadman has performed more than
7,000.

Fools have the loudest voices

**Whoever picked Saturday night as
bath night must have believed that
cleanliness is next to Godliness.**

*As soon as a girl gets to be a flat
a fellow wants to change her.*

*Nobody is trodden on unless he
down first.*

PIPE LOVER

HOW PIPES ARE MADE

(Continued from Page 47)

stems make still different designs which add to the variety so cherished by men who enjoy pipes.

But although each manufacturer follows these styles in a general way, most of them vary the style just enough so that it is distinctive and different from any other. In making a pipe, a model is first made of each shape, and by the use of the frazing machine each pipe is turned out exactly according to the prescribed model.

Utmost accuracy is required to match the model created for each shape, and a skilled craftsman with a sharp eye and a sure touch gives every standard shape the uniformity and character of the original to within one one-hundredth of an inch. Of course, different shaped knives and cutters are required for each of the many shapes, and these are used to give the required style in the various operations.

The eagle eye of the craftsman is continually on the watch for flaws which occasionally appear as the wood is worked. Many times a piece of briar which looks perfect on the outside will, when turned down on the lathe, reveal hidden blemishes which make the block useless. These are discarded, or sold as imperfect pipes at a greatly reduced price to smaller houses who market them under

off brand names. A pipe maker who is proud of his workmanship never stamps his name on an imperfect pipe.

AFTER the bowl has been bored and shaped, the shank is then frazed. The shank on most pipes is round, although some styles such as the bulldog use a diamond shaped shank, and others require an oval shape, and so on. In each instance, the shank is cut according to the model being copied, and as with the bowl of the pipe, the shank is cut with the same extreme care and precision.

After the shank and bowl have been cut to shape, the next operation is to bore a hole in the shank large enough to take the tenon of the bit. Of course this hole varies as to the size of the shank, since large shanks demand a large bit, and the hole can be correspondingly larger. The diameter of this hole varies from a quarter inch or 5/16th inch in the ordinary sized pipes to half inch or more in the very large, selected, hand made pipes.

The boring of the hole in the shank is a very delicate operation, for if the direction of the cut is not true, the walls and the sides of the shank will not turn out uniform. This would result not only in uneven thicknesses in the shank, but

would also disrupt the balance of the pipe. To carry out this operation in the precise manner required, most manufacturers have specially constructed vices and boring machinery which, coupled with skilled craftsmen to operate them, turn out a shank that is correct and true in every detail.

The manufacture of the stem is just as important as any other part of the pipe, for if it isn't correctly made, it can spoil the enjoyment that an otherwise good pipe is capable of giving its owner. Stems today are made of a variety of substances, and almost any material which is hard and durable, tasteless, and beautiful in appearance is suitable for the making of a pipe stem.

OF COURSE the most important operation is the making of the tenon—that part of the stem which must fit into the shank of the pipe. If it is made too small, the stem will always be loose and pull out easily. If it is too tight, the owner is liable to break or crack the shank or the stem when trying to remove the latter as he cleans the pipe.


Therefore, it is of utmost importance that the size of the tenon and the diameter of the hole in the shank be exact to within a very small fraction of an inch in order to insure a perfect, custom made, snug fit.

The stem is then shaped according to the style it is to follow, whether a curved or straight design, and tapered to a flat, comfortable thickness at the end where it fits the mouth. The size of the hole through the stem is also important since it must be one certain size. Too large, it permits too fast a draw and too rapid smoking, while if it is too small the draw is not fast enough and the pipe becomes unsatisfactory.

With most pipes, especially the hand made variety, each bit is custom made for the shank it fits. This is easily proven by taking two pipes, of the same make and style, and trying to transpose the stems. Seldom if ever will they fit perfectly, and even if the stems should fit inside, the outside will seldom match.

Even the less expensive pipes, therefore, are to some extent hand made. The fit of the stem is an all important factor in pipe making, and each stem is tailor made for each particular shank.

The rough shaping of the pipe is now practically complete, and the remainder of the steps which include the final shaping, sandpapering, polishing and ultimate finishing will be discussed in the final article of this series to appear next month.



"Boy, the aroma of this new pipe tobacco I bought really gets 'em."

FEBRUARY, 1946

If You Are a REAL Pipe Smoker

—you'll find PIPE LOVERS just what you've been looking for, because it's all about pipes.

From the beginner to the veteran,—the novice to the connoisseur—anyone who is the least bit interested in pipes will find PIPE LOVERS to be the magazine he has been waiting for.

NEXT MONTH

Articles of lasting interest to the pipe lover in the March issue will include

PIPES—

Claire Howell concludes his series on how pipes are made.

TOBACCOS—

The story of Virginia tobaccos is one of the highlights of the issue.

COLLECTIONS—

The many interesting pipes from Dr. L. B. Bishop's famous collection will be pictured and described.

PLUS—

Other top notch articles and the regular features, including What's New, Blowing Smoke Rings with the Editor, Pipecraft hints and ideas, Ken Brown's Questions and Answers.

Order Your March Copy NOW
Out February 15

25c Per Copy—
\$2.50 Per Year



For Sale at All Leading Pipe and
Tobacco Shops

PIPE LOVERS

THE MAGAZINE FOR MEN WHO ENJOY A PIPE

623 Guaranty Bldg.
Hollywood 28, Calif

Tobacco and Religion

Tobacco may owe its prominence to religion.

Just when tobacco was first used is a question which will probably never be answered, because its early beginning is shrouded in the American continent many centuries before Columbus made his noted discovery.

Today historians have only the heiroglyphics found on stones and tablets unearthed in the many ruined cities of the Americas upon which to base many of the tales and legends which we are taught of this early Indian life.

The Indians have always been a highly religious and superstitious tribe of people. Their offerings and sacrifices to the sun god, the rain god, and all the other various idols they worshipped were made in many different forms.

One of the most important was the burning of incense as a form of worship to the gods. Various substances were used in the ceremonies, and dried leaves became one of the more favored mediums.

The Indians believed that the better the incense, the greater the worship, so consequently they made every effort to find the leaves that would produce the best incense. And as you have guessed, the one which met the greatest approval was the plant we now call tobacco.

With the growth of this plant as the favorite incense leaf, it soon became known as the holy plant, and as is the case with many primitive ideas, it was regarded in very high esteem.

Before long the Indians attributed medicinal powers to it, and the dried leaves were crumbled and the small particles inhaled into the nostrils where they were said to relieve colds and catarrhal trouble. From this, the use of tobacco is said to stem as a snuff, being inhaled to induce sneezing, and thereby remove mucus and other foreign matter.

Although any rough substance of a similar nature would cause a tickling of the nostrils and produce subsequent sneezing, the Indians believed it was the holy plant that held the medicinal value.

Dried tobacco leaves, therefore, were used as a medicine for all aches and pains, and it was the custom to heat the warm fresh leaves and apply them to open wounds.

In making the offerings to the gods, the Indians would gather the dry leaves, place them in various sized urns or bowls, and light them, allowing the scented smoke to rise upward. The Indians enjoyed the odor of the smoke,

and inhaled liberally.

Later they secured little "Y" shaped tubes and placed two ends into the nostrils, with the bottom end used to gather the smoke of the burning leaves in stronger proportion than was possible without the assistance of the tube.

The concentration of smoke gave much satisfaction to the Indians, and the use of tubes was on the increase at the time Columbus landed and discovered the custom.

How long this evolution required is the time the first tobacco leaf was burned as incense until the tubes were used to inhale the smoke in greater quantities not known. Writers on the subject agree, and the only records of the tubes are covered with age in the form of stone tablets unearthed at such cities as Maya.

The Mayan civilization probably started a century before Christ, and at its height at about 450 to 600 A.D. Thus it is pretty well assured that the use of tobacco was begun in these years, or, at least, this is the earliest record far unearthed that mentions the use of tobacco in any form by man.

So if this legend is correct, we very well owe the smoking of modern tobacco to the religious tendencies of the Indian, for had he not been so eager to please his gods, tobacco might as yet be unknown.

CLASSIFIED ADVERTISING

Ten cents per word—minimum \$2
Cash must accompany order

FOR SALE

• FOR SALE or trade, my collection of 21 pipes and mahogany cabinet. Will accept car, diamonds or cash. All kinds of pipes including 32 inch antique Swiss and German. FRANK G. HUNT, 2912 W. Okmulgee, Muskogee, Okla.

WANTED

• I BUY pipes of all kinds and descriptions. Send description of pipe for immediate cash offer. BOX 51, Pipe Lovers Magazine.

• GENUINE hand carved meerschaum depicting either animals or birds. Include photo and best cash price. BOX 52, Pipe Lovers Magazine.

SWAP AND EXCHANGE

• AM LOOKING for a Comoy Grand Six octagon bowl (No. 441) and a Kaywood Flame Grain 83B (heavy bulldog with straight stem.) Will trade or buy from someone having duplicates. GENE LINES, 820 Berkley, Pueblo, Colorado.

Famous **KEN** for Gifts Acclaimed the Nation Over!

Try **KEN**
at our Expense



You Risk Nothing!



Here's something NEW in Pipes—an entirely different Pipe that Actually removes impurities . . . KEN. Mr. Pipe Smoker, experience at our expense the thrill of Cool, Dry, Clean Smoke free from tar, nicotine, slugs and impurities from the first minute on. And you'll be proud of this New Pipe—KEN has beauty, KEN has shape . . . but most of all KEN has a scientific, tested

background to prove every statement. Try KEN at our expense—convince yourself that this simple trouble-free pipe answers every pipe problem. Don't judge KEN by its low price, you can't buy a Cleaner, Sweeter, Drier Smoke for any money. You'll burn every pipe full right down to the bottom of the bowl without bite, without wet heel, and with clean, sweet, wholesome aroma. KEN actually improves tobacco. Ken lasts longer, smokes easier—tastes sweeter . . . Prove all this yourself, without one cent of cost, on our Money-Back Guarantee.

only \$3.50

Pat. 2242805



**A PROMISE KEPT
FOR YEARS**

*There is
nothing better in
the market*

ESPECIALLY FOR PIPE LOVERS

FIRST IN QUALITY AT LOW PRICES

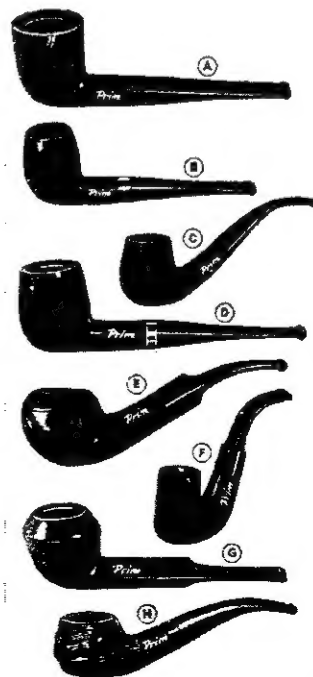
PRIM pipes of selected domestic and IMPORTED Briar at \$1.00, \$1.50, \$2.50, \$3.50, \$5.00, \$7.50, \$10.00 EACH. Distinctive pipes, beautiful shapes, made by precision craftsmen.

ORDER NOW WHILE THEY LAST

All pipes shipped postpaid if cash accompanied with order,
otherwise C. O. D.

SMOKERS' GUILD OF AMERICA

Chicago 10, Illinois





Men of discernment look for the MARXMAN name on the pipes they buy. This name spells mellowness, sweetness, fine and rare smoking qualities. It spells pipes designed by skilled craftsmen from selected, aged briar roots into distinctive shapes. Mass production methods are avoided and each pipe is individually cut, rubbed, and polished.

① The MEL-O-BRIAR . . . great favorite with thousands of pipe-wise men. Hand-made and sculptured by old-time craftsmen. Fashioned of thoroughly aged, carefully selected briar. Varied shapes in rich, amber tones. **\$3.50**

② The SUPER-BRIAR . . . a pipe of matchless beauty. Each piece of briar is selected for its perfection of grain pattern . . . the grain heightened to enamel-like smoothness and brilliance by careful rubbing and polishing. Available in your favorite shape. **\$5.00**

③ The BENCH-MADE . . . imported, seasoned briar carefully and skillfully carved by hand into a pipe of rare distinction. Typical of fine pipe craftsmanship by MARXMAN, this style offers men a grand adventure in sweet, cool smoking!

\$5.00	\$7.50	\$10.00
Regular	Large	Massive

LOOK FOR »MARXMAN« ON THE
NEXT PIPE YOU BUY



PIPES
SHOWN
ACTUAL
SIZE

»MARXMAN«

MARXMAN PIPES, 27 W. 24TH STREET
NEW YORK 10, N. Y.

AT FINE STORES
EVERYWHERE